

**2014**

**RULES**

**of EQUINE CANADA**

**Section G**

Hunter, Jumper,  
Equitation and Hack

[Effective January 1, 2014](#)



## **CLEAN COPY EDITION**

*This document contains the final text effective January 1, 2014. Subsequent changes are noted with additions underlined in red ink ; deletions presented by ~~strike~~through text, (also in red) and a revised effective date.*

# EQUINE CANADA RULEBOOK

The rules published herein are effective on January 1, 2014 and remain in effect for one year except as superseded by rule changes or clarifications published in subsequent editions of this section. Section G as printed herein is the official version of *Hunter, Jumper, Equitation and Hack* for 2014.

The Rule Book comprises the following sections:

- A General Regulations
- B Breeds
- C Driving: General, Pleasure, Driven Dressage, Draft Horse; Recreation
- D Eventing
- E Dressage
- F General Performance, Western, Equitation
- G Hunter, Jumper, Equitation and Hack
- H Combined Driving
- J Endurance
- K Reining
- L Vaulting

## **SECTION G : HUNTER, JUMPER, EQUITATION AND HACK**

is part of the Rule Book of Equine Canada  
and is published by:

### **EQUINE CANADA**

308 Legget Drive, Suite 100  
Ottawa, Ontario, Canada K2K 1Y6  
Tel: (613) 287-1515; Fax: (613) 248-3484  
1-866-282-8395

Email: [rules@equinecanada.ca](mailto:rules@equinecanada.ca)  
Web site: [www.equinecanada.ca](http://www.equinecanada.ca)

## SECTION G HUNTER, JUMPER, EQUITATION AND HACK

These Rules are to be used in conjunction with the General Regulations of Equine Canada.

### TABLE OF CONTENTS

The Member Code of Conduct and Ethics of Equine Canada .....	iv	
The Equine Canada Rule Book .....	ix	
<b>Part One</b>	<b>General Rules Pertaining to Hunters and Jumpers</b>	
Chapter 1	General Rules for National Hunters and Jumpers..... 11	
<b>Part Two</b>	<b>National Hunter Division</b>	
Chapter 2	Hunters .....	11
Chapter 3	Hunter Classification, Classes & Divisions.....	15
Chapter 4	Conduct of Hunter Classes .....	23
<b>Part Three</b>	<b>National Jumper Division</b>	
Chapter 5	General Rules Pertaining to Jumpers .....	27
Chapter 6	Jumper Classification and Divisions.....	30
Chapter 7	Conduct of Jumper Classes .....	35
Chapter 8	FEI Rules	
	Part I The Jumping Events.....	38
	Chapter II Arenas and Schooling Areas .....	38
	Chapter III Obstacles .....	44
	Chapter IV Penalties during a Round .....	48
	Chapter V Time and Speed .....	51
	Chapter VI Tables of Penalties .....	53
	Chapter VII Eliminations, Disqualifications, Fines.....	56
	Chapter VIII Jump-Offs.....	61
	Chapter IX Placing.....	63
	Chapter X Athletes and Horses .....	63
	Chapter XII Competitions.....	65
<b>Part Four</b>	<b>Officials</b>	
Chapter 9	Hunter, Jumper & Equitation Officials .....	79
<b>Part Five</b>	<b>Equitation</b>	
Chapter 10	Equitation Rules.....	86
Chapter 11	Medal Classes .....	90
<b>Part Six</b>	<b>Hack Division</b>	
Chapter 12	General Rules for Hack Classes .....	99
Chapter 13	Hack Classes and Divisions.....	101
<b>Annex 1</b>	<b>National Schooling Rules for Hunters and Jumpers</b> .....	103
<b>Annex 2</b>	<b>Hunter and Jumper Stewards</b> .....	116
	Index (by Article) .....	119
	Metric Conversion Table.....	125
	Index (alphabetical) .....	126

# EQUINE CANADA

Equine Canada (EC) represents, promotes and serves Canada's equine community and industry. Its core areas of activity involve sport, equine health and welfare, education and safety, governance and marketing, lobbying and communication. Equine Canada is recognized by Sport Canada., Agriculture and Agri-Food Canada, the International Equestrian Federation (FEI), the Canadian Olympic Committee (COC) and the Canadian Coaching Association of Canada (CCAC) as the national organization representing equestrian sport and equine interests in Canada.

## PATRON

His Excellency the Right Honourable David Lloyd Johnston, C.C., C.M.M.,  
C.O.M., C.D., Governor General of Canada

## Our Vision

Canadians are inspired to achieve personal excellence and embrace lifelong participation in equestrian activities.

## Our Mission

From championing best practices to encouraging fun and participation, Equine Canada is the dedicated national voice working to serve, promote and protect the interests of horses and Canada's equestrian community.

In support of this Mission, Equine Canada will:

- Serve as an advocate for best practices in equine welfare
- Speak with one voice to members, participants, government and the FEI
- Provide leadership and vision in steering the future direction of equine activities in Canada
- Promote the values and contributions of equine activities to our national life
- Inspire excellence in performance at every competitive level
- Collaborate based on a foundation of trust to meet our goals
  - Develop engaging and stimulating programs to encourage full appreciation of equine leisure, sporting and industry sectors,

## Our Core Values

We believe in:

- **Equine Welfare** - accepting our responsibility to our equine partners as a privilege, we affirm safeguarding the welfare of the horse is paramount.
- **Respect** - for each other, for the safety of ourselves and our horses, and for the health of the environment in which we all live.
- **Diversity** - celebrating our differences, we embrace our community's increasingly dynamic membership.

- **Inclusivity** - working together, we provide a meaningful equestrian experience for all our members, from grassroots participants through to elite performers.
- **Service** - effectively and proactively satisfying our members' needs, expectations and best interests is fundamental to all we do.
- **Excellence** - leading by example, we reflect the highest aspirations of our members through outstanding performance in our sport, recreation, business and staff-managed initiatives.
- **Volunteerism** - as a means of encouraging personal growth in a way that has direct, immeasurable benefits to the equine community, we actively seek, welcome, and respect those who selflessly give of their time in aid of the welfare of the horse and the achievement of Equine Canada's Mission.

## **MEMBER CODE OF CONDUCT AND ETHICS OF EQUINE CANADA**

“We look to sport to impart something of moral and social values and, in integrating us as individuals, to bring about a healthy, integrated society.”

The Honourable Chief Justice Charles L. Dubin

### **1. Preamble**

Equine Canada believes:

- That equestrian pursuits are based on a relationship between horse and human.
- That it is the right and responsibility of Equine Canada to set standards in matters of ethics, conduct, sportsmanship, the welfare of the horse, and in all matters under its jurisdiction.
- That it is desirable to define ethical practices, to delineate unethical practices, to encourage good sportsmanship, fair play, safety and high ethical behavior and to warn, censure or bring to public attention and discipline those who commit acts detrimental to the best interests of its stakeholders.
- That EC members and registrants should observe the spirit as well as the letter of this Code of Conduct and Ethics.
- That membership and participation in its activities brings with it many benefits and privileges that are balanced by the Person's responsibilities and obligations. This policy defines the parameters for these responsibilities and obligations, and thus identifies a standard of behaviour that is expected of all Persons.

### **2. Purpose**

The purpose of this Code of Conduct and Ethics policy is to ensure a safe and positive environment within Equine Canada programs, activities and events, by making all Persons aware that there is an expectation at all times of appropriate behaviour, consistent with the values of Equine Canada.

Conduct that violates the Code of Conduct and Ethics policy may be subject, after due process, to sanctions pursuant to Equine Canada's disciplinary and complaints policies.

### **3. Application and Scope**

This policy applies to a Person's conduct during the course of Equine Canada business, activities and events, including but not limited to: office environment, competitions, training and education sessions, travel and meetings.

This policy also applies to conduct that occurs outside of Equine Canada's activities and events when such conduct could adversely affect relationships within Equine Canada's work and sport environment and/or could be detrimental to the image and reputation of Equine Canada.

All members of other National and Provincial/Territorial Organizations must agree to be bound by the rules of Equine Canada while competing or exhibiting at Equine Canada-sanctioned competitions.

The Statement of Principles below is to be considered an interpretive guide in applying the Code of Conduct and Ethics.

### **4. Definitions**

Throughout this policy, the terms "Person" and "Equestrian" are defined as follows:

- a) "Person" – All classes of membership and registrants within Equine Canada, as well as a body corporate, partnership, trust, unincorporated organization and individuals engaged in activities with Equine Canada, including but not limited to, athletes, coaches, officials, persons responsible, competition organizers, volunteers, directors, officers, council and committee members, employees, consultants, and administrators of Equine Canada.
- b) "Equestrian" – any individual participating in equine and/or equestrian activities.

### **5. Statement of Principles**

Equine Canada (EC), the national equestrian federation of Canada, supports adherence to the humane treatment of horses in all activities under its jurisdiction.

EC is committed to:

- upholding the welfare of all horses, regardless of value, as a primary consideration in all activities;
- requiring that horses be treated with kindness, respect and compassion, and that they never be subjected to mistreatment;
- ensuring that owners, trainers and exhibitors, or their agents, use responsible care in the handling, treatment and transportation of their own horses as well as horses placed in their care for any purpose;
- providing for the continuous well-being of horses by encouraging routine inspection and consultation with health care professionals and competition officials to achieve the highest possible standards of nutrition, health, comfort and safety as a matter of standard operating procedure;

- providing current information on Code of Practice for the Care and Handling of Equines and other equine health and welfare initiatives ;
- continuing to support scientific studies on equine health and welfare;
- requiring owners, trainers and exhibitors to know and follow their sanctioning organization's rules, and to work within industry regulations in all equestrian competition; and
- reviewing, revising and developing competition rules and regulations that protect the welfare of the horse.

The Standard by which conduct or treatment will be measured is that which a person, informed and experienced in generally accepted equine training and exhibition procedures, would determine to be neither cruel, abusive, nor inhumane.

## **6. Responsibilities**

Equine Canada is committed to providing a safe environment in which all individuals are treated with respect. Individuals involved with Equine Canada must acknowledge and accept that at all times the welfare of the horse must be paramount and must never be subordinate to competitive or commercial influences.

An individual should be completely trustworthy and exhibit honesty, loyalty and discretion in all equestrian-related activities. All Persons must:

- a. Maintain and enhance the dignity and self-esteem of all Equestrians and other individuals by:
  - i) demonstrating respect to others regardless of body type, physical characteristics, athletic ability, gender, gender identity, gender expression, ancestry, colour, ethnic or racial origin, nationality, national origin, sexual orientation, age, marital status, religion, religious belief, political belief, disability, economic status or any other reason;
  - ii) focusing comments or criticism appropriately and avoiding public criticism of others, including athletes, coaches, instructors, officials, organizers, volunteers, directors, officers, council and committee members, employees and members;
  - iii) consistently demonstrating the spirit of horsemanship, sportsmanship, and ethical conduct;
  - iv) respecting the property of others and not willfully causing damage;
  - v) acting, when appropriate, to prevent or correct practices that are unjustly discriminatory;
  - vi) consistently treating individuals in a fair and reasonable manner; and
  - vii) ensuring that the rules of Equine Canada, and the spirit of such rules, are adhered to.
- b. Refrain from any behavior that constitutes harassment or bullying. Harassment is defined as behaviour including comments, conduct, or gestures, which is insulting, intimidating, humiliating, hurtful, racist, sexist, malicious, degrading, or otherwise offensive to an individual or group of individuals or which creates an uncomfortable environment, or which might reasonably be



- expected to cause embarrassment, insecurity, discomfort, offence or humiliation to another person or group.
- c. Refrain from any behavior that constitutes sexual harassment. Sexual harassment is defined as unwelcome sexual comments and sexual advances, requests for sexual favours, or conduct of a sexual nature.
  - d. Refrain from the use of power, authority or intimidation in an attempt to coerce another person to engage in inappropriate activities.
  - e. Refrain from acting to the detriment of others or of equestrian pursuits in a situation where the responsibility of their position places them in conflict of interest.
  - f. Refrain from consuming alcohol when participating in Equine Canada (or Equine Canada sanctioned) training sessions, programs, or competitive events and business activities.
  - g. Take reasonable steps to manage the safe, legal and responsible consumption of alcoholic beverages in social situations associated with Equine Canada events.
  - h. Abstain from the use, control or possession of prohibited drugs, the use of performance-enhancing substances or methods in accordance with the Canadian Center for Ethics in Sport, World Anti-Doping Agency, FEI and the rules and regulations of Equine Canada.
  - i. Uphold and adhere to the highest standards of horsemanship, place equine welfare above all other considerations; abstain from the use of performance-enhancing substances or methods and unethical business practices in the training, breeding, selling or leasing of horses.
  - j. Comply at all times with the Bylaws, policies, rules and regulations of Equine Canada, as adopted and amended from time to time; with any contracts or agreements executed with or by Equine Canada; and with any directives or sanctions imposed by Equine Canada.
  - k. Support the enforcement of the policies, rules and regulations of Equine Canada by agreeing to report any alleged infractions and occasions of alleged abuse.
  - l. Adhere to all Federal, Provincial, Municipal or host-country laws.
  - m. Adhere to Equine Canada's Social Media policy, which states that Persons should issue public statements only in an objective and truthful manner, and should communicate with others in a positive and respectful manner when using electronic means (email, social media, etc.)

## **7. Coaches and Instructors**

For the purposes of this policy and this section, the term coach also encompasses instructor.

In addition to complying with sections 5 and 6 above, coaches have other responsibilities. The athlete-coach relationship is a privileged one and can play a critical role in the personal as well as athletic development of their athletes. Coaches must understand and respect the inherent power imbalance that exists in this relationship and must be extremely careful not to abuse it. At all times coaches will:

- a) Ensure a safe environment by selecting activities and appropriate venues while establishing controls that are suitable for the age, experience, ability and fitness level of the equine and human athlete, including educating athletes as to their responsibilities in contributing to a safe environment.
- b) Prepare athletes systematically and progressively, using appropriate time frames and monitoring physical and psychological adjustments while refraining from using training methods or techniques that could harm human or equine athletes.
- c) Avoid compromising the present and future health of athletes and equines by communicating and co-operating with sport medicine professionals, sports psychologists, and veterinarians in the diagnosis, treatment and management of athlete's medical and/or psychological health as well as equine nutrition, health and care.
- d) Under no circumstances provide, promote, knowingly ignore or condone the use of prohibited drugs or performance-enhancing substances or methods in accordance with CCES, WADA, FEI and the rules and regulations of Equine Canada.
- e) Accept and promote athletes' personal goals and refer the athletes to other coaches and sports specialists as appropriate and as opportunities arise.
- f) At no time engage in an intimate or sexual relationship with an athlete or other sport participant under the age of 18 years of age and at no time engage in an intimate or sexual relation with an athlete 18 years of age or over if the coach is in a position of power, trust or authority over the athlete or other sport participant.
- g) When an athlete has qualified for a training camp, provincial team, national team, etc., the coach will support the program, the applicable coaching staff and Equine Canada.
- h) Act in the best interest of the athlete's development as a whole.
- i) Recognize the power inherent in the position of coach and respect and promote the principles of fair play and the rights of all participants in sport.

## **8. Equestrians**

In addition to complying with sections 5 and 6 above, equestrians must uphold the highest standards of equine safety, fairness, care and welfare in all aspects of equestrian activities.

Equestrians who are competitive athletes are also responsible to:

- a) Report any medical or fitness problems (human and equine) in a timely fashion, where such problems may limit the athlete's ability to travel, train, perform or compete.
- b) Participate and appear on time for all competitions, practices, training sessions and events.
- c) Properly represent themselves and not willfully attempt to enter a competition for which they, or their horse/pony, are not eligible, by reason of age, classification or other reasons.
- d) Adhere to all Equine Canada policies, rules and regulations including, but not limited to, the Conflict of Interest provisions in Equine Canada's Rule Book and honour the principles of fair play inherent in them.

## **9. Officials**

In addition to complying with sections 5 and 6 above, officials must:

- a) Be fair and objective.
- b) Avoid situations in which a conflict of interest may arise.
- c) Make independent and sound judgements.
- d) Act as ambassadors of Equine Canada by adhering to the rules of Equine Canada or the FEI (as applicable).
- e) Adhere to the Conflict of Interest provisions in Equine Canada's Rule Book.

## **10. Parents/Guardians**

In addition to complying with sections 5 and 6 above, Parents/Guardians at events will:

- a) Encourage athletes to play by the rules.
- b) Never ridicule a participant for making a mistake during a performance or practice.
- c) Provide positive comments that motivate and encourage participants continued efforts.
- d) Respect the decisions and judgments of officials, and encourage athletes to do the same.
- e) Respect and show respect towards all participants, coaches, officials, competition organizers/committees and volunteers.

## **11. Further Expectations of an EC Member and Registrant**

- a) Members and registrants are encouraged to continuously educate themselves on the policies, regulation and rules of Equine Canada and to take an active role in the activities of the Federation.
- b) All Persons and Equestrians must, to the best of their ability and resources, follow the Code of Practice for the Care and Handling of Equines (2013).
- c) Equine Canada members and registrants should strive to preserve and enhance the image of equine and equestrian sport, recreation and industry in order to earn and maintain the respect of society in general.

## **12. Review and History**

This policy shall be reviewed at least every three (3) years or at a time determined by the Board of Directors of Equine Canada.

# **THE EQUINE CANADA RULEBOOK**

Knowledge of the rules of any sport is required of each participant, and the competitor at an EC-sanctioned competition must accept this responsibility. Both a complete knowledge of and compliance with the rules are essential, and all participants must be fully cognizant of all rules as well as particular class specifications in the discipline/breed sport in which they compete.

It is not possible to provide for every conceivable eventuality in these rules. If there is no rule to deal specifically with a particular circumstance, or if the nearest interpretation of the pertinent rule would result in an obvious injustice, it is the duty of those responsible to make a decision based on common sense and fair play, thus reflecting as closely as possible the intention of the rules and regulations of Equine Canada.

## **Organization of the Rulebook**

The EC Rulebook is divided into multiple sections, grouped by disciplines and breed sports. Section A covers general regulations that apply to all EC members, competitors, officials, owners, equines, organizers and persons responsible unless superseded in other sections of the Rulebook.

## **Evergreen Rules Process**

The Equine Canada rulebooks are updated annually, effective January 1<sup>st</sup>. The official rulebook will be as published on the EC website and may be amended as follows.

## **Amendment of the Rules**

It is the right of every member of Equine Canada to propose amendments to the rules, subject to the current policies, procedures and schedules. The deadline for Rule Change Suggestions (RCS) shall be May 31 each year in accordance with the procedures outlined on the EC Rule Change page. Suggestions will be reviewed by the appropriate discipline/breed sport rules committees who will consider all suggestions and put forward those they recommend as Rule Change Proposals (RCPs). RCPs will be posted on the EC website by August 31 to allow for a 30-day member review. Deadline for member comments is September 30. The rules committees will consider all comments and make any necessary revisions by October 15. Rule changes will be posted on the EC website by December 1, to be effective January 1 the following year.

The amendment process will be strictly followed. Extraordinary rule amendments will be permitted only for safety, monetary, clarification, ethical and equine welfare reasons at the discretion of the National Rules Committee. Extraordinary rule amendments will be effective when published. FEI Rules, applicable to EC-sanctioned competitions, are effective upon publication by the FEI.

## **Interpretation of the Rules**

Please read all cross-references carefully and refer to the EC website for rule changes and/or clarifications. Should the English and French versions differ, the English version shall prevail. In the case of conflict between General Regulations and the regulations of the disciplines/breed sports, the discipline/breed sport rules will prevail. Within these rules the terminology "member" refers to a current EC member in good standing.

# **PART ONE GENERAL RULES PERTAINING TO HUNTERS AND JUMPERS**

## **CHAPTER 1 GENERAL RULES FOR NATIONAL HUNTERS AND JUMPERS**

### **ARTICLE G100 RULE CHANGES**

1. Persons and associations wishing to recommend any revision to these rules may do so in accordance with the process for amendment set out in the Rules of Equine Canada, Section A, General Regulations.
2. Competition Terminology: In 2008, primary competitions are replaced by Bronze; provincial by Silver; and national by Gold. In addition, there is a Platinum level for combined EC/FEI competitions.
3. PILOT PROJECTS: At the request of any EC or JC committee, or of any geographic region in Canada, the Jump Canada Rules Committee may introduce a pilot project to try out a new rule or process for a period of one or two years. At the end of the trial period, the Rules Committee will assess the impact of the project, with input from the field. Depending on the final assessment, the pilot will then either become part of the Hunter Jumper Rules or be cancelled.

### **ARTICLE G101 EMERGENCY MEDICAL SERVICES**

It is mandatory that all EC-sanctioned Platinum, Gold, Silver and Bronze competitions have on site emergency medical services with a minimum of advanced first aid and basic cardiac life support (BCLS). A crisis response plan must be submitted to the steward with the prize list for approval. Jumping in competition and warm-up areas should be suspended if the sole medic on site is handling an emergency she/he cannot leave.

### **ARTICLE G102 HEADGEAR**

1. At all EC-sanctioned competitions, anyone mounted on a horse on the competition grounds, including foreign competitors, must wear approved helmets (see Glossary in General Regulations, Book A), with safety harness correctly fastened, at all times.
2. Juniors showing any horse in a jog for soundness must wear approved protective headwear with the attached safety harness fastened.
3. Failure to comply with G102.1 or G102.2 in the exercise area and/or the competition arena will result in the following penalties:
  - a) 1st violation at competition: warning.
  - b) 2nd violation at same competition: disqualification from the competition and forfeiture of all fees and prize monies.
4. EC makes no representation or warranty expressed or implied about any protective headgear and cautions riders that serious injury or death may result despite wearing such headgear as all equestrian sports involve inherent dangerous risk and adds no protective helmet can protect against all foreseeable injuries.
5. All violations which occur outside the competition arena will be reported to the judge/jury who will levy the applicable penalty.

6. All violations which occur in the competition arena will be acted upon by the judge(s) who will levy the applicable penalty.
7. For all competitors, if the harness comes undone or the hat falls off, the rider must retrieve and/or do up the hat, with assistance if necessary, before the next obstacle is taken. There will be no penalty other than the loss of time. Failure to do up the harness or retrieve protective headgear immediately results in elimination.

### **ARTICLE G103 FALLS**

After being eliminated for a fall, the rider may not remount in the ring. Any rider who does remount in the ring after a fall will be eliminated from all classes in that ring for the remainder of the day. A rider who remounts after a fall and takes another obstacle will be disqualified from the remainder of the competition.

### **ARTICLE G104 IN-GATE**

In all classes, trotting or cantering through the in-gate without prior permission is forbidden. The penalty for contravening this rule is either a fine or elimination from the class, at the discretion of the judge. Under special circumstances, a steward or judge may give permission for a horse to trot or canter into the ring, but not out of the ring.

### **ARTICLE G105 STALLIONS**

1. Junior "B" and "C" riders must not ride or handle stallions anywhere on the competition grounds. Junior "A" riders may ride manageable stallions in Jumper classes only.
2. Manageable stallions ridden by seniors are eligible for all senior classes.
3. Decisions as to the manageability of stallions are at the discretion of the judge or steward. Unmanageable stallions must be excused from the ring and/or warm-up ring.

### **ARTICLE G106 COMPETITIONS**

1. At Bronze hunter jumper competitions, or at hunter jumper divisions in Bronze competitions, the total prize money must not exceed \$2,500.
2. All Gold or Platinum EC hunter jumper competitions will remit the applicable Jump Canada levy per horse entered in a hunter or jumper division
3. EC Sanctioned competitions may not be run in conjunction with non-sanctioned competitions at the same venue on the same date. EC Senior or recorded officials may not officiate at non-sanctioned competitions.
4. Hunter Jumper Competition Chart

**2013 HUNTER JUMPER COMPETITION CHART**

	<b>Platinum</b>	<b>Gold A</b>	<b>Gold B</b>	<b>Gold C</b>	<b>Silver</b>	<b>Bronze</b>
Sport License	Platinum	Gold	Gold	Gold	Silver	Bronze
Sanctioning Fees for all categories will be the same as in 2012						
Prize Money	Min \$100,001 No Limit	Min \$100,001 No Limit	Min \$35,001 to \$100,000	Max. \$35,000	Max \$10,000; Max \$15,000 Provincial Championships	Max \$2,500
NOTE: Prize money totals must include all miscellaneous classes and add backs						
Days of Operation	No Limit				5	5
Passports	FEI or EC as applicable	EC				Not required
Drug Testing	FEI or EC as applicable	Required	Required	Required	Required	Required
Rules	FEI or EC As applicable	EC rules	EC rules	EC rules	EC rules	EC rules
Discipline Levy	Required	Required	Required	Required	Not Required	
Medical	Required	Required	Required	Required	Required	Required
Judges * Please see G703	FEI, Senior EC as applicable	Senior EC or recorded as applicable			Senior EC or recorded as applicable	Senior EC or recorded (see G106.7 for exceptions)
	NOTE: EC Recorded judges are permitted to judge alone in non-point miscellaneous classes only					
Course Designers	FEI, Senior EC as applicable	Senior EC	Senior EC	Senior EC	Senior or Recorded EC	EC senior or recorded (see G106.7 for exceptions)
	NOTE: EC Recorded course designers are permitted to course design alone in non-point misc. classes only					
Stewards (see Article G704 for exception)	FEI, Senior EC as applicable	Senior EC	Senior EC	Senior EC	Senior or Recorded EC	Recommended but not required
Classes Permitted	All classes permitted under Gold Levels & FEI Classes	National Hunter, Jumper & Equitation Classes, National Medal Classes, Jump Canada Series, Talent Squad, Medal Finals, any non-point misc. classes			Provincial or any non-point misc. classes (See Chapter 11 for exceptions)	Local, or any non-point misc. classes (See Chapter 11 for exceptions)
		Note that miscellaneous, non-point classes cannot be used to qualify for the Royal or any other final				
FEI breakaway track systems with adaptors	See Article G116					
Competition Point Multiplier (see Article G113.3)	Hunter Prize Money Up to \$2,500 = 2 \$2,501 to \$5,000 = 4 \$5,001 to \$10,000 = 6 \$10,001 to \$15,000 = 10 \$15, 001 or above = 15			Jumper Prize Money Up to \$2,500 = 2 \$2,501 to \$5,000 = 4 \$5,001 to \$10,000 = 6 \$10,001 to \$30,000 = 8 \$30,001 to \$50,000 = 10 \$50,001 and above = 15		

5. Hunter and Jumper Shows with no more than two competition rings will be permitted to be sanctioned Bronze, Silver or Gold within the same competition week (not the same day) provided they are separately-sanctioned competitions. e.g. Bronze Saturday, Silver Sunday.  
In the event of extraordinary circumstances, competition organizers may apply to Jump Canada for a specific, one-year exception to these rules. Applications must be received up to 60 days prior to the competition for an exception to take effect in the current year.
6. EC Officials may officiate at the above categories of competition only. Exception: EC officials may officiate at competitions restricted to Pony Club members.
7. Officials for Bronze Competitions:
  - a) Current Apprentice officials may officiate in the ring for which they are qualified at any Bronze competition. Provincial officials from Participating PTSO's with Jump Canada approved official programs may also officiate in the ring for which they are qualified at any Bronze competition.
  - b) Senior course designers may design up to 3 rings in total but only one of those rings can be a jumper ring. All other course designers are subject to Article G404 and G702.

#### **ARTICLE G107 ENTRIES**

1. Any owner and/or rider whose horse competes in a division for which the horse is not eligible to compete will be liable for disciplinary action by EC.
2. In the event of an improper entry, the first class in which an entry shows will establish eligibility for that competition, providing that entry is eligible for said first class.
3. For entries from Foreign countries including the United States, see Article G110.7.
4. Points will be tabulated only from the date that payments and applications are received. These include, but are not limited to: CET Medal membership; provincial hunter/jumper membership and any other Jump Canada Programs. Points will not be retroactive.
5. All riders must have a valid EC sport license. Exception: Lead Line riders.
6. All trainers/coaches must carry the memberships and Sports License equivalent to the level of competition where they are training/coaching.

#### **ARTICLE G108 AMATEUR STATUS**

1. All seniors competing in amateur classes at EC-sanctioned competitions must possess a current EC amateur card, which is purchased annually at the price listed in the EC Schedule of Fees. Competitors in FEI-sanctioned competitions must comply with the FEI definition of amateur.
2. A person competing in EC amateur classes must hold a valid EC senior sport license, have a current amateur card and adhere to the following guidelines:
  - a) An EC amateur may hold an EC Instructor Beginner Certificate and teach within the context of the Instructor Beginner Certificate.



- b) An EC amateur may accept remuneration for instruction of or coaching of the disabled.
- c) An EC amateur may not accept remuneration for training a horse or for showing a horse at any EC-sanctioned competition. See Glossary for definition of "Remuneration".
- d) An EC amateur may not accept remuneration for coaching any person to ride or drive a horse, including riding or driving clinics and seminars (see Article G108.2a for exception).
- e) An EC amateur may not train or show a horse, or instruct a rider or driver, when remuneration for this activity will be given to a corporation or farm which he or she, or his or her family, owns or controls.
- f) An EC amateur may not act as an agent nor accept commissions for the sale, purchase and/or lease of a horse.
- g) EC Amateurs may not use their name, photograph or any form of a personal association as a horse person in connection with any advertisement or article sold.
- h) An EC amateur may not enter into any form of sponsorship agreement that is in conflict with the provisions of this article.

See division rules for further information governing amateur status within divisions.

3. Persons who have not engaged in any of the activities in Article G108.2 (a-g) during the preceding two (2) calendar years may request reinstatement as amateur competitors.
4. Application for Equine Canada Amateur Status:
  - a) Amateur status is issued by EC.
  - b) For EC members, certification of amateur status is issued annually on EC sport license cards.
  - c) All persons wishing EC amateur status must complete and sign the amateur declaration, which is on the sport license application/renewal form, affirming their eligibility.
  - d) Eligible amateurs who are not members of EC may receive amateur status issued by EC upon payment of the fee as listed in the current EC fee schedule.

#### **ARTICLE G109 DRESS**

1. All competitors must be properly dressed in the confines of the arena. This includes the inspection of the course and at the presentation of prizes.
2. Competitors should be neatly and suitably dressed in coat, shirt and tie, choker or stock, breeches or jodhpurs and boots. Black or brown smooth leather half chaps are permissible providing they match the boot colour. Note that breeches and boots (not half chaps or paddock boots) are mandatory in FEI Children's Jumping classes. Only approved helmets (see Article G102) of a conservative color are allowed.
3. If competitors are not suitably dressed, the judge may refuse to allow them to compete.
4. In hunter competitions, in extremely hot or inclement weather, riding jackets are optional at the discretion of the Competition Organizing Committee.

5. In jumper competitions, riders may, at the discretion of the Competition Organizing Committee, be permitted to wear dress or riding shirts with or without chokers and ties or open-neck polo shirts without jackets; no sweatshirts, t-shirts, tank tops or other similar dress will be permitted. Shirts must be neatly tucked into riding breeches.
6. At all EC-sanctioned competitions, anyone mounted on a horse must wear the required headgear (see Article G102.1) as well as safe, appropriate footwear.

## **ARTICLE G110 PASSPORTS**

1. Passports are mandatory for all horses in the Hunter, Equitation and Jumper Divisions at Silver, Gold and Platinum competitions.
2. All regulations in Section A, General Regulations, Chapter 4 apply to hunters and jumpers competing in EC recognized competitions.
3. Owners of imported hunter and jumper horses must provide official confirmation of status from the country of origin and submit it with the passport application. This confirmation must include the horse's complete performance record to the date of sale. Failure to provide this confirmation with application for a new passport will result in automatic classification as an open horse.
4. Failure to provide official confirmation of status with application to record a change of ownership for a horse that may have an EC or FEI passport will also result in automatic classification as an open horse.
5. The official confirmation (noted in Article G110.3 and G110.4 above), or valid copy thereof, must accompany the passport at all times.
6. Owners of horses originating in Canada must have a letter signed by the vendor stating the horse's status and proof of ownership before a passport will be issued. This letter must also detail the horse's performance record to the date of sale. Failure to include this letter with the passport application or with application to record a change of ownership will result in automatic classification as an open horse. The relevant information from the vendor must be entered in the passport once received and a copy of the letter must accompany the passport at all times.
7. Persons responsible for US or other foreign-owned/leased horses competing in EC-Sanctioned Competitions must complete an affidavit stating that their horse(s) are eligible to compete as entered and must declare the jumper registration number(s) that have been assigned by their respective national federation. In the event that a national federation does not have jumper registration numbers, the responsible person must provide a dated letter from their national federation, which outlines and confirms the complete performance record for the horse(s). Foreign-owned/leased jumper horses that are not registered with their national organizations or for which the confirmation of status is not available may compete in Open Jumper Divisions only.
8. For every entry in a passported division, the passport number must be provided on the entry form. The person responsible must be prepared to provide a passport to the steward on demand.

## **ARTICLE G111 PONY MEASUREMENT**

1. EC officials will conduct random measurement of ponies during the competition year, regardless of whether or not a pony has a permanent measurement card. The Official Pony Measurement Card will supersede all other measurements. All animals presented for measurement of any kind are subject to drug testing.
2. A competition may appoint any EC official to be a T.D. to assist in measuring ponies with the Steward.
3. To obtain a measurement card, a horse must be measured at an EC-sanctioned competition in which it is competing. Blank cards are available from the Participating PTSO or the competition office.
4. Ponies six years and over that have been officially measured in this process will be issued an official measurement card.
5. Ponies under six years of age must be measured annually and will be issued a temporary measurement form. (See Section A, General Regulations, Article A1104)
6. All ponies entered in a national final (e.g. The Royal Horse Show) will be measured at that competition if they do not have a valid current measurement card. To be exempt from measurement at the final, the owner must present the current measurement card. No measurement card dated earlier than 2009 will be accepted.
7. Ponies may be measured barefoot or shod. If shod, the depth of the shoe shall be noted on the measurement page and subtracted from the height (See A1109.2).

## **ARTICLE G112 PROTESTING MEASUREMENT**

1. In the event that the height of a horse and/or pony six years of age or over is questioned, it must be immediately re-measured with two (2) officials present (i.e. veterinarian, steward, judge or any combination of these). (See the Rules of Equine Canada, Section A, General Regulations, Article A1112 for protest procedure).
2. The standard form is to be signed by all officials, with one copy sent to EC and a copy placed in the horse/pony's passport.
3. Once a horse/pony has been re-measured as above, the horse/pony measurement cannot be protested again. (See the Rules of Equine Canada, Section A, General Regulations, Article A1115 re measurement appeal).
4. Regarding ponies under the age of six (6), see the Rules of Equine Canada, Section A, General Regulations, Chapter 11, Article A1103.

## **ARTICLE G113 EC PROVINCIAL AWARDS**

1. These rules must be used in conjunction with Section A, General Regulations, Chapter 15, EC Provincial Championship Awards.
2. a) Points used to determine standings in hunter classes will be based upon the total hunter prize money actually awarded at each EC Gold competition. Jumper points will be based upon the total jumper prize money actually awarded at each EC Gold competition.  
b) Points used to determine standings in hunter or jumper equitation and medal classes will be awarded as follows: points value of

placing x number of horses in the class (i.e. 2nd place rider in a class with 28 horses:  $7 \times 28 = 176$  points)

Exception: CET Medal and JC Medal, see Article G1108.9

- The points will be determined using the following formula: Placing in the class (as stipulated below) multiplied by the number of horses competing in the class (as determined by a count of the judges card, or, if this is not available, then by the secretary's count) multiplied by the factor according to the total prize money actually awarded in all EC point hunter or jumper classes in the competition.

Placings are valued at:

First Place	8 points
Second Place	7 points
Third Place	6 points
Fourth Place	5 points
Fifth Place	4 points
Sixth Place	3 points
Seventh Place	2 points
Eighth Place	1 point

- Multiplying Factor (IN EC SANCTIONED HUNTER CLASSES)

Total Hunter Prize Money	Factor
\$15,001 or above	15
\$10,001 to \$15,000	10
\$5,001 to \$10,000	6
\$2,501 to \$5,000	4
Up to \$2,500	2

Example: Calculation for second place horse, class of 27 horses; competition offers \$8,500 hunter prize money:

7 points X 27 horses X 6 (multiplying factor) = 1134 points

- Multiplying Factor (IN EC-SANCTIONED JUMPER CLASSES)

Total Jumper Prize Money	Factor
\$50,001 and above	15
\$30,001 to \$50,000	10
\$10,001 to \$30,000	8
\$5,001 to \$10,000	6
\$2,501 to \$5,000	4
Up to \$2,500	2

Example: Calculation for second place horse, class of 27 horses; competition offers \$15,000 jumper prize money:

7 points X 27 horses X 8 (multiplying factor) = 1512 points

- In the event of a tie, duplicate awards must be made.
- The competition management is responsible for informing EC of the number of horses per class.
- The competition management must forward a copy of its prize list along with the results to the National and Provincial offices where the Provincial Standings and Awards are compiled.

9. It is advisable for competitions to keep score cards for a minimum of one calendar year.
10. For EC provincial awards, points won in a combined hunter division will be credited to the number of placings in that class and counted according to the height of fences jumped (e.g. junior and amateur-owner hunter, combined points won by junior hunters will be credited to the junior hunter division, and amateur-owner to the amateur-owner division).
11. Points will be tabulated only from the date that payments and applications are received for all required memberships. These include, but are not limited to: Participating PTSO membership; EC Sport License; CET Medal membership; provincial hunter/jumper membership. Points will not be retroactive.
12. Points won in restricted classes will not count towards Provincial or National Awards. (see Article A805.2.c).

#### **ARTICLE G114 COMMUNICATION AND VIDEO DEVICES**

1. Personal communication devices may not be used to assist someone in competition. The penalty for contravening this rule is elimination. See also the Rules of Equine Canada, Section A, General Regulations, Article A907.
2. For safety reasons it is not recommended to wear these devices or cell phones whilst riding.
3. Safely mounted helmet cameras may be worn by an adult in the jumper ring with the permission of the steward. Footage from a helmet camera is not considered official video recording and is not to be used for determination of a rule protest.

#### **ARTICLE G115 ABUSE**

1. Abuse of the horse is strictly forbidden. Abuse includes, but is not restricted to, excessive use of spurs, abuse of the whip (see Article G115.2) and brutal use of the reins during halts or rein backs, repeated tugs on the horse's mouth.
2. Excessive use of the whip: the whip cannot be used to vent a rider's temper. Such use is always excessive. The whip is not to be used after elimination or after a horse has jumped the last fence on a course. The whip is never to be used overhand, (e.g. a whip in the right hand being used on the left flank). The use of a whip on a horse's head is always excessive use. A horse should never be hit more than three times for any one incident. If a horse's skin is broken, it is considered excessive use of the whip. A person identified as misusing or excessively using the whip will be disqualified at the discretion of the Ground Jury.

Also see EC Section A, General Regulations, Appendix 5.

**ARTICLE G116 - BREAKAWAY CUPS (FEI BREAKAWAY TRACK SYSTEMS WITH ADAPTORS)**

**JUMP CUP REQUIREMENTS (FOR ALL RAILS)**

	Competition Level			
	Bronze	Silver	Gold	Platinum
Hunter & Equitation Schooling Areas	Plastic Cups & Plastic Pins	Plastic Cups & Plastic Pins	Plastic Cups & Plastic Pins	Plastic Cups & Plastic Pins
Hunter & Equitation Competition Ring	Plastic Cups & Plastic Pins	Plastic Cups & Plastic Pins	Plastic Cups & Plastic Pins	Plastic Cups & Plastic Pins
Jumper Schooling Area	Plastic Cups & Plastic Pins	Plastic Cups & Plastic Pins	Plastic Cups & Plastic Pins	FEI breakaway track systems with adaptors *
Jumper Competition Ring	Plastic Cups & Plastic Pins	Plastic Cups & Plastic Pins	FEI breakaway track systems with adaptors *	FEI breakaway track systems with adaptors *

\* back rails of oxers, middle and back rails of triple bars, and rails over water

FEI approved keyhole breakaway adapter and cup system (metal or plastic) comprised of a breakaway adapter that fits on the keyhole track and a breakaway cup that fits into the adapter.

There must be enough breakaway adapter and cup keyhole systems (plastic or metal) and/or plastic pins and cups to ensure that the hunter and jumper competition rings and all warm up areas have sufficient material to meet the safety rules of Equine Canada.

FEI-approved breakaway cups are permissible at all EC-sanctioned competitions.

## **PART TWO NATIONAL HUNTER DIVISION**

CHAPTER 2	General Rules for Hunters
CHAPTER 3	Hunter Classification, Classes and Divisions
CHAPTER 4	Conduct of Hunter Classes

### **CHAPTER 2 HUNTERS**

#### **ARTICLE G201 GENERAL**

1. Entries in hunter classes shall be over 14.2 hands except:
  - a) in pony hunter divisions restricted to juniors
  - b) in Adult Amateur classes where fences do not exceed 3' (0.90 m), Adult Amateurs may ride large ponies.

See also: Articles G306.2, G307, and G309.4 regarding cross-entry restrictions for ponies.
2. Adults are permitted to show (be judged) on large ponies in miscellaneous non-point classes not limited to juniors. A pony shown in judged classes by an adult may not be shown in judged classes by a junior at the same competition.
3. No horse or pony will be allowed to show "hors concours" in any hunter classes or divisions.
4. Trotting or cantering through the in-gate without prior permission is forbidden on penalty of elimination.
5. A horse/pony is limited to one round per class.

#### **ARTICLE G202 TACK AND EQUIPMENT**

1. When required to return to the ring for conformation or soundness, entries must be presented in a bridle.
2. Bitless bridles are not permitted in the hunter ring.
3. Bridle: The bridle may be double, pelham, single (snaffle) or kimberwick. It must be leather (not rubber covered), rolled or plain and may be buckled, sewn or studded (not snapped).
4. Bits: All bits must be humane in nature. Snaffle bits may be with or without cheeks. Wire snaffle bits, either single or double are permissible. It is permissible to use a snaffle with fixed slots for cheek pieces and/or reins. Bit guards are not permissible.
5. Gimmicks: Any gimmicks (e.g. nerve lines, tongue ties, gag bits, any bit that acts as a gag, tack nose bands etc.) are illegal. Nose nets are permissible.
6. Reins: entirely leather of any description, buckled, studded or sewn; single rein pelham with pelham converters are allowed only in junior and amateur classes in 3' (0.90m) or below. In the case of bad weather, at the discretion of the judge, steward and/or competition committee, rubber reins may be allowed. Loop reins are not permitted (see Article A215 for exceptions).
7. Browbands: All leather of any description but not coloured or jeweled.
8. Cavessons: drop nosebands below bit are not permissible. Cavessons must be leather and may be soft padded over bridge of nose; nothing else is permissible.

9. Conventional standing and running martingales (with rein stops): optional except in hunter hack and hunter under saddle classes in which they are not permissible.
10. Hunting Breastplates: optional; sheepskin on breastplate permissible.
11. Saddles: saddles of English or forward seat type, black or brown in colour.
12. Saddle Pads: White saddle-shaped pads or sheepskins.
13. Stirrup Irons: The stirrup iron and stirrup leather must hang freely from the bar of the saddle and the outside flap; there must be no restrictions or attachments of any kind.
14. Girths: of suitable material in good repair (e.g. leather, leather with elastic ends, white web or string, nylon, neoprene). Sheepskin on girths is permissible.
15. Bandages and Boots: No bandages or boots are allowed; in the case of bad weather, at the discretion of the judge, steward and/or competition committee, tendon, ankle and bell boots may be worn in hunter classes but boots must be removed before the horse jogs in front of the judge for conformation and/or soundness.
16. Whips: no competitor shall carry or use a whip more than 75cm in length or one that is weighted at the end, in the arena, the exercise and schooling areas or anywhere on the competition grounds; no substitute for a whip may be carried in a competition. Exception: Dressage whips up to 110cm are permissible on the flat in schooling areas.
17. Ear plugs are permitted.
18. Draw reins are not permissible in hunter classes.

#### **ARTICLE G203 PRIZES**

1. Prize money and ribbons shall be awarded on a ratio of one (1) ribbon for every six (6) horses actually shown in a class whether the class is split or not with prize money in a descending ratio, with last place equal to or more than the entry fee. (e.g. for 48 horses there are 8 placings and 8th place prize money must be equal to or more than the entry fee, for 49 horses there are 9 placings etc.) In the case of a ribbon competition the ratio of ribbons shall be one ribbon for every 6 horses.
2. Any EC-sanctioned competition must give ribbons, and prize money if offered, to a minimum of four places.
3. If classes are split, each section must receive full prize money, and notification to split must be made to the exhibitors one hour prior to the start of the division.
4. For the purpose of allocating prize money, the competition organizer has the discretion to determine a class entry fee within a division that has division entry fees.

#### **ARTICLE G204 HUNTER CHAMPIONSHIPS**

1. Except as noted below, a competition may award hunter championships in each EC recognized hunter division providing there is a minimum of two over fences classes and one under saddle or hunter hack class in each division. If a competition offers more than one under saddle and/or hunter hack class in a division, only one may count for the championship unless the under saddle and/or hunter hack class is divided by height, age or breeding. If no under saddle class is



held then one hunter hack class shall count and vice versa. The competition must specify in its prize list which full point and which half point classes in each division will count.

2. The following classes do not count towards nor make a horse eligible for a championship: breeding, local, maiden, novice, limit, pairs, teams, miscellaneous classes.
3. Points for championships shall be awarded on the following basis:

PLACING	POINTS
1st	7
2nd	5
3rd	4
4th	3
5th	2
6th	1

4. The champion and reserve titles shall be awarded to two of the four horses which have accumulated the most points performing over a regulation hunter course required in the division in which they are being shown. In addition to these points, only these four horses shall receive half points for ribbons won in a model class and full points for ribbons won in one under saddle class or one hunter hack class.
5. In the case of a tie the championship and/or reserve shall be awarded to the horse that has accumulated the most points over fences. If there is still a tie, the tied horses shall be shown at walk, trot, canter and gallop (pregreen and green hunter not to gallop) to determine champion and reserve. Tossing a coin to break the tie is permissible if all participants agree. This competition shall be judged as an independent hunter under saddle class with conformation, quality, substance, soundness and performance to count as prescribed throughout the appropriate division.
6. In the event that all tied horses are declared unsound, selection of the winner amongst such tied horses shall be left to the discretion of the judge(s).
7. No classes shall count towards a championship unless all horses in the division have an equal opportunity to accumulate points. Any class that limits horse and/or rider should not count towards competition championships unless offset. This does not apply to sweepstakes or classics open to top qualifiers.
8. Points will be awarded for horses in hunter classics. In mixed classes (i.e. junior/amateur/children's/adult), points shall be counted in their respective divisions (e.g. If the top-placed junior is 6th, he receives 6th-place points). Classics in which juniors, amateurs and professionals are combined do not count for points.
9. Points won in one division do not count towards or make a horse eligible for the championship in another division.
10. To maintain awards won in a model class which is included in a division offered at a competition (e.g. conformation hunter), the entry must complete the course in at least one over fences class.
11. When a championship is offered, current standings must be posted at all times.
12. If there are several classes which are split but some with 50 or less entries which are not split, then the points won by the horses in this

unsplit class shall be applied to their respective flight class for the calculation of championships. Separate championships must be offered when a majority of classes are divided.

13. If a class is split according to the "California split" (see Article G402) when reckoning championship points, the top eight horses that receive the most points over fences are awarded points in the under saddle/hunter hack/model class(es). The championships are awarded as follows:

Horse with the most points	Champion #1
Horse with the second highest points	Champion #2
Horse with the third highest points	Reserve Champion #1
Horse with the fourth highest points	Reserve Champion #2
14. At competitions where a separate championship class is held, horses must have been shown and judged in the qualifying classes.

#### **ARTICLE G205 COMBINATION HUNTER CHAMPIONS**

1. Small, all-classification competitions with a limited number of hunter classes, including classes in more than one division (i.e. regular or green working, regular or green conformation) may count points won in such classes toward a combination hunter championship.
2. The method of calculating points will remain as in Article G204 with the championship being awarded to the top two of four horses that have accumulated most points in over fences classes. These horses will also receive full points for one under saddle or hunter hack class and half points for one model class.
3. The competition must state in the prize list which classes will count.

#### **ARTICLE G206 GRAND HUNTER CHAMPIONSHIP**

If a competition desires to offer a grand hunter championship, the conditions must be clearly stated in its prize list.

## CHAPTER 3 HUNTER CLASSIFICATION, CLASSES & DIVISIONS

### ARTICLE G301 GENERAL RULES PERTAINING TO THE CLASSIFICATION OF HUNTER CLASSES

1. Hunter classes/divisions are divided according to the classification of the horse and/or the rider and in the prize lists or catalogues may be divided into the classes/divisions included in these rules.
2. All hunter classes or divisions shall be judged according to conformation or working hunter rules or a combination thereof.
3. Conformation hunter classes are those classes in which conformation is to be considered and are governed by the conformation hunter rules herein.
4. Hunter divisions may be combined or further divided should local conditions warrant; see Article G312.
5. EC-sanctioned competitions may offer as many miscellaneous hunter classes as may be warranted. However, miscellaneous classes are restricted to those classes, which do not meet EC hunter class specifications and horses will not accumulate points towards EC awards. Competitors/owners entering miscellaneous classes should be aware that these classes may affect their horse's eligibility for recognized classes. Miscellaneous hunter classes include, but are not limited to, low, maiden, novice, limit, and short stirrup.
6. EC-sanctioned competitions may offer local hunter classes restricting entries by geographic area. Horses in local hunter classes will not accumulate points towards EC awards.
7. For entries from Foreign Countries, including the United States, see Article G110.7
8. Classes within a regular division that are used as qualifiers for bonus classes will be awarded points as per Article G113.

### ARTICLE G302 CLASS SPECIFICATIONS

CLASS/DIVISION	MAX. HEIGHT
Large Pony hunter	2'9" (0.85m)
Medium Pony hunter	2'6" (0.75m)
Small Pony hunter	2'3" (0.70m)
Pre-green first year	3' (0.90m)
Pre-green second year/Junior-Amateur Hunter	3'3" (1.00m)
First Year Green	3'6" (1.10m)
Second Year Green	3'9" (1.15m)
Open/Regular	4' (1.20m)
Adult-Amateur/Children/Non Pro I/3' Amateur Owner	3' (0.90m)
Amateur-Owner/Junior/Non Pro II	3'6" (1.10m)
Junior/Amateur Hunter Classic round	3'6" (1.10m) 1st
Open & Regular Hunter Classic	4' (1.20m) 1st round

#### NOTE:

1. In all hunter classes, 75% of the fences must be set at maximum heights as long as conditions allow. Minimum height allowed is 3" below the maximum.

2. In any competition where a combined hunter division is offered, the height of the fences shall be according to the specifications for each respective division. See Article G312. Horses entered in the combined division may be shown only once in each class.

### **ARTICLE G303 PRE-GREEN HUNTER**

1. A Pre-green hunter is a horse of any age in his first or second year of showing over fences at 3' or higher at an EC-sanctioned competition. A 1st Year Pre-Green horse is in his first year of showing over fences at 3' or higher and a 2nd Year Pre-Green horse is in his second year of showing over fences at 3' or higher at an EC-sanctioned competition. A 1st Year Pre-Green horse has never competed over fences of 3' or higher prior to Jan. 1 of the current year at an EC-sanctioned competition. A 2nd Year Pre-Green horse has never competed over fences higher than 3'3" prior to Jan. 1 of the current year at an EC-sanctioned competition. No Pre-Green hunter may jump 3'6" or higher without jeopardizing their green status.
2. For horses competing in the US, green status will be synchronized to the USEF calendar (December 1 to November 30) without affecting the horse's green status in Canada.
3. Fence heights: First year - 3' Second year - 3'3" No Pre-Green horse may jump 3'6" or higher without jeopardizing their green status.
4. Horses currently showing first year green are not eligible, and a first year green horse may never revert to pre-green status.
5. A horse that does not show at more than three competitions at the regulation height prior to July 1st in the current year will not have its green status affected for that year. However, in order to maintain the same green status (First or Second Year Pre-Green) for the next year of showing, the horse must be withdrawn from competition in classes requiring the horse to jump the regulation height, and the owner must notify the National Office by letter before December 31 in the year of withdrawal. Failure to do so will result in the horse losing its green status for that year. A withdrawal may only be applied for once for First Year Pre-Green and once for Second Year Pre-Green.
6. Competing in combined training events at the training level will result in elimination from pre-green status.

### **ARTICLE G304 GREEN HUNTER**

1. A Green Hunter is a horse of any age in its first year or second year of showing in any classes in which the specifications require the horse to jump 3'6" or higher, regardless of whether or not the fences are actually set at 3'6" or higher.
2. When shown in Green Hunter a horse in its first year of showing over fences 3'6" or higher must be shown as a First Year Green horse.
3. When shown in Green Hunter, a horse in its second year of showing over fences 3'6" or higher must be shown as a Second Year Green horse.
4. A horse's green status is considered to be broken once it competes over fences 3'6" or higher.
5. A horse that does not show at more than three competitions at the regulation height prior to July 1st in the current year will not affect its

green status for that year. However, in order to maintain the same green status (first or second year) for the next year of showing, the horse must be withdrawn from competition in classes requiring the horse to jump the regulation height, and the owner must notify the National Office by letter before December 31 in the year of withdrawal. Failure to do so will result in the horse losing its green status for that year. A withdrawal may only be applied for once for first year green and once for second year green.

6. For horses competing in the US, green status will be synchronized to the USEF calendar (December 1 to November 30) without affecting the horse's green status in Canada.
7. Competing in combined training events at the training level will not eliminate a green hunter from first or second year status.
8. See Article G302 for heights.

#### **ARTICLE G305 OPEN/REGULAR HUNTER**

1. An open hunter is a horse of any age, and is not restricted by previous showing in the hunter division.
2. See Article G302 for heights.

#### **ARTICLE G306 PONY HUNTER**

1. Open to ponies ridden by junior riders subject to the following restrictions:
  - a) Junior "A" riders may ride large ponies only
  - b) Junior "B" and Junior "C" riders may ride ponies of all heights
  - c) Large ponies exceed 13.2 hands but do not exceed 14.2 hands
  - d) Medium ponies exceed 12.2 hands but do not exceed 13.2 hands
  - e) Small ponies do not exceed 12.2 hands
2. Adults are permitted to show (be judged) on large ponies in miscellaneous non-point classes not limited to juniors and Adult Amateurs may ride large ponies in adult amateur classes where fences do not exceed 3' (0.90 m). A pony shown in judged classes by an adult may not be shown in judged classes by a junior at the same competition.
3. Juniors of any age may be judged with any height of pony in miscellaneous non-point classes and Green Pony Hunters.
4. See Article G302 for heights allowed in pony hunter classes. Maximum spreads for ponies are identical to maximum heights.
5. See Articles G111 and G112 regarding measurement of ponies.
6. Combined Pony Hunter:
  - a) Jumps shall be raised and spread to the respective heights and spreads for the size of ponies and distances in combinations altered.
  - b) When hunter ponies of a different height (e.g. small and medium) show against each other in the same class, any distance between the fences which is less than 72' (22m) (five strides) must be adjusted for the smaller ponies. (i.e. if the distance is three strides for the medium ponies, then the distance must be shortened enough so that the small ponies can do three strides.)
7. Green Pony Hunter

- a) A green hunter pony is a pony of any age that is in its first calendar year of showing in any class at EC-sanctioned Gold or Silver competitions requiring entries to jump at pony heights: large, 2'9" (0.85m); medium, 2'6" (0.75m); small, 2'3" (0.70m). Ponies that have been shown previously over fences lower than these heights are still eligible for green hunter pony classes.
  - b) A pony that does not show at more than three competitions prior to July 1 of the current year will not affect its green status for that year. However, the pony must be withdrawn from competition in classes with pony heights (see Article G302), and the owner must notify the national office in writing before December 31 in the year of withdrawal. Failure to do so will result in the pony losing its green status. Such withdrawal may only be applied for once. It is recommended that the heights for green pony hunters to be as follows:  
 Small - not to exceed 2'  
 Medium - not to exceed 2'3"  
 Large - not to exceed 2'6"
  - c) For ponies competing in the US, green status will be synchronized to the USEF calendar (December 1 to November 30) without affecting the pony's green status in Canada.
- 8. Pony Hunter riders are ineligible for the CET medal on ponies.
  - 9. Riders showing more than one pony may use another age-appropriate junior rider to exhibit their additional pony(ies) in the under saddle class.

**ARTICLE G307 CHILDREN'S HUNTER HORSE or PONY**

- 1. Open to horses or ponies ridden by a junior; if a pony hunter class is offered in the same competition, then the ponies may not cross enter into the children's hunter division.
- 2. Riders entering this division are not eligible for EC and CET medal classes or any other classes requiring horses to jump, with the exception of the following classes.  
 Riders in Children's Hunter may enter:
  - a) hunter equitation over fences not exceeding 3'3" (1.00m)
  - b) pony hunter classes;
  - c) jumper classes where the fences do not exceed 3'9" (1.15m);
  - d) hunter classes where the height of the fences does not exceed 3'3" (1.00m).
- 3. Course to consist of eight or more hunter-type fences. See Article G302 for allowed heights.
- 4. Riders showing more than one horse may use another junior rider to exhibit their additional horse(s) in the under saddle class.

**ARTICLE G308 JUNIOR HUNTER 3'6"**

- 1. Open to a horse of any age and/or height ridden by a junior. If a pony hunter class is offered at a competition then the pony may not enter the junior hunter classes at the same competition.
- 2. Judging similar to conformation and working hunter classes.
- 3. See Article G302 for class specifications.

4. Riders showing more than one horse may use another junior rider to exhibit their additional horse(s) in the under saddle class.

#### **ARTICLE G309 ADULT AMATEUR HUNTER 3'**

1. Open to senior riders who are amateurs as per Article G108 and who possess a current EC amateur card. Note that amateur cards must be purchased annually.
2. Riders need not own their own horse(s).
3. Riders are restricted to riding 3 horses only in the Adult-Amateur Hunter division.
4. Horse/rider combinations may not cross enter into the Amateur Owner Hunter 3' or 3'6" at the same competition.
5. The horse may cross enter into any other division of the competition if eligible except the Amateur Owner Hunter 3' but the riders are restricted to:
  - a) adult-amateur hunter classes
  - b) hunter classes where the height of the fences does not exceed 3'3" (1.00m).
  - c) jumper classes where the fences do not exceed 3' 9" (1.15m)
  - d) classes where the horse is not required to jump
  - e) hunter equitation over fences for senior riders excepting CET medal classes.
6. Ponies may be ridden if eligible. Distances will not be changed or adjusted. A pony shown by an adult may not be shown by a junior at the same competition (see article G201.1).
7. Riders showing more than one horse may use another amateur rider to exhibit their additional horse(s) in the under saddle class.

#### **ARTICLE G310 AMATEUR OWNER HUNTER 3'**

1. Pilot Project for 2013 (see Article G100.3)
2. Open to senior riders who are amateurs as per Article G108 and who possess a current EC amateur card. Note that amateur cards must be purchased annually.
3. Horses must be owned by the rider or a member of his/her immediate family. Multiple ownership is not permitted unless all owners are members of the same immediate family and are individual members of EC or the USEF. See Section A glossary for definition of immediate family.
4. Anyone showing in the Amateur Owner Hunter division may not ride a horse owned by another exhibitor in any other hunter or jumper class at the same competition excepting in hack or under saddle classes and Adult Amateur jumper classes.
5. Horse/rider combinations may not cross enter into the Adult Amateur or Amateur Owner Hunter 3'6" division at the same competition.
6. The horse may cross enter into any other division of the competition if eligible except the Adult Amateur Hunter or the Amateur Owner Hunter 3'6".
7. Riders may cross enter at the same competition into the Amateur Owner Hunter 3'6" on another owned horse if eligible. Riders may also cross enter into following:

- a) hunter classes where the height of the fences does not exceed 3'3" excluding the Adult Amateur Hunter.
  - b) jumper classes where the fences do not exceed 3'9".
  - c) classes where the horse is not required to jump.
  - d) hunter equitation over fences for senior riders excepting CET Medal classes.
8. Ponies may be ridden if eligible. Distances will not be changed or adjusted. A pony shown by an adult may not be shown by a junior at the same competition (see article G201.1).
  9. Riders showing more than one horse may use another amateur rider to exhibit their additional horse(s) in the under saddle class.
  10. See Article G302 for heights.
  11. See the Rules of Equine Canada, Section A, General Regulations, Article A818 for leases.

### **ARTICLE G311 AMATEUR OWNER HUNTER 3'6"**

1. Open to senior riders who are amateurs as per Article G108 and possess a current EC amateur card. Note that amateur cards must be purchased annually.
2. Horses must be owned by the rider or a member of his/her immediate family. Multiple ownership is not permitted unless all owners are members of the same immediate family and are individual members of EC or the USEF. See Section A glossary for definition of immediate family.
3. Anyone showing in the amateur owner hunter division may not ride a horse owned by another exhibitor in any other hunter or jumper class at the same competition excepting in hack or under saddle classes and adult amateur jumper classes.
4. Horse/rider combinations may not cross enter into the Adult Amateur Hunter or Amateur Owner Hunter 3' at the same competition. Riders may cross enter into the Amateur Owner Hunter 3' division on another owned horse at the same competition if eligible.
5. Riders showing more than one horse may use another amateur rider to exhibit their additional horse(s) in the under saddle class.
6. Any person who has ridden on a senior Three-Day or Jumping team is not eligible to show in the amateur-owner hunter division for a period of two years from the date of the last competition at which the rider rode on the team.
7. In amateur-owner model hunter classes, horses must be shown on the line by an amateur.
8. The split of amateur-owner classes (over 50 entries) may be done by age, numerically, by random draw or the California split (see Article G402). If the split by age is used, where possible, an over 30 or 35 years of age should be encouraged. Entry blanks must require the age of the rider.
9. See Article G302 for heights.
10. See the Rules of Equine Canada, Section A, General Regulations, Article A818 for leases.



### **ARTICLE G312 NON-PRO 1 & 2 HUNTER**

1. Non-professional rider is defined as senior competitor who:
  - a) does not receive remuneration for riding/showing other people's horses
  - b) is not an NCCP fully certified Level 3 or higher coach. Any person who has ridden on a senior Three-Day or Jumping team is not eligible to show.
2. Non-professional rider classes/division may be implemented in all recognized hunter/jumper/equitation competitions.
3. NON-PRO 1, 3' (0.90m), is run according to specifications for children's/adult amateur hunter classes.
4. NON-PRO 2, 3'6" (1.10m), is run according to specifications junior/amateur hunter classes.

### **ARTICLE G313 JUNIOR-AMATEUR HUNTER 3'3"**

1. Open to a horse of any age and/or height ridden by a junior or amateur. Amateur riders are classified as per Article G108 and must possess a current EC amateur card. Note that amateur cards must be purchased annually.
2. Ponies are not eligible.
3. Judging similar to conformation and working hunter classes.
4. See Article G302 for class specifications
5. Riders showing more than one horse may use another junior or amateur rider to exhibit their additional horse(s) in the under saddle class.
6. Horses showing in this division will be required to jog.

### **ARTICLE G314 COMBINED HUNTER DIVISIONS**

1. In competitions with limited entries where a combined hunter division is offered, (e.g. combined green and open conformation hunters, pre green and green hunters) at least 75% of the fences must be raised for the division(s) according to the specified heights for the respective combined divisions but the complexion of the jumps may not be changed. See Article G302.
2. Horses entered in the combined division may be shown only once in each class.
3. Points won in hack, under saddle and model classes will be counted as in the other hunter divisions.
4. Providing the divisions combined are EC hunter divisions, a competition may award one championship only per combined division.
5. Regarding points for EC provincial awards, see Article G113.

### **ARTICLE G315 HUNTER CLASSICS**

1. Open to horses that have shown in at least one other EC rated hunter class in the competition unless the classic is the only hunter class in the competition. It is recommended that time be allowed to walk the course for a hunter classic.
2. Hunter classic must never be divided.
3. Prize money and ribbons must be awarded on a ratio of one award to six horses. See Article G203. It is suggested that prize money be

awarded to at least ten placings with first place money not to exceed 25% of the total prize money.

4. May be shown over two rounds with each horse being given a numerical score; the first round to be about 12 or more fences and the second round to be held over a shortened course. See Article G302 for specified heights. The number of horses to return in the second round is left to the discretion of the organizing committee but the horses will return in the reverse order of the placing achieved in the first round. Final placings will be on the accumulated points over two rounds.
5. Where qualifying class(es) within a regular division are used to determine entries in a bonus class, please refer to Article G301.8.
6. Horses must be jogged for soundness in hand or mounted.
7. Hunter classics will count for provincial awards. In mixed classics, points shall be counted in their respective divisions (see Article G204.8). Classics in which juniors, amateurs, and professionals are combined do not count for points.

#### **ARTICLE G316 BREEDING DIVISION – SHOWN IN HAND**

To be judged on conformation, quality, substance, soundness and suitability to become, or apparent ability to beget or produce hunters. Transmissible unsoundness only to be considered in the cases of sires and dams and prospective sires and dams. Horses to be moved on the line.

#### **ARTICLE G317 HANDY HUNTER**

May be offered as one class per division. Course should vary from the normal hunter class routine to include elements that show rideability and handiness. e.g. turn back, trot fences, option lines. Not recommended for green horses or novice rider classes.

#### **ARTICLE G318 OTHER HUNTER CLASSES**

1. Hunter under saddle: to be shown at a walk, trot and canter both ways of the ring; at least eight horses, at the judge's discretion, if available, may be required to gallop one way in the ring but never more than eight at one time (pre-green and green hunters not to gallop). Light contact with the horse's mouth is permissible. In order to maintain awards, horses must compete and complete the course in at least one over fences class in their respective division. Hunter under saddle classes must never be the first class of a division.
2. Hunter hack: horses may be asked to jump one or two fences not exceeding 3'6" (1.10m) but always limited by the division specifications in Article G302. Horses may be asked to gallop but never more than eight at one time (pre-green and green horses not to gallop). In order to maintain awards, horses must compete and complete the course in at least one over fences class in their respective division. Hunter hack classes must never be the first class of a division.

## **CHAPTER 4 CONDUCT OF HUNTER CLASSES**

### **ARTICLE G401 GENERAL RULES PERTAINING TO THE CONDUCT OF HUNTER CLASSES**

1. All hunters are judged on their jumping style, manners and way of going.
2. A performance starts when a horse enters the ring and ends when he leaves; at the option of the committee the performance may start with an audible whistle.
3. In order for under saddle and hunter hack classes to count for awards, a horse must have shown in, and completed, at least one over-fences class in the corresponding division. A hunter-under-saddle or hunter hack class must never be the first class of a division.
4. If the competition management allows back-to-back classes, the first course must be ridden first and the second, second.
5. In all hunter classes except miscellaneous hunter, horses and ponies must be jogged for soundness (see Article G406.2). Juniors showing any horse in a jog for soundness must wear approved protective headgear with the attached safety harness fastened.
6. All horses and ponies showing in junior classes must be jogged by a junior. All horses and ponies showing in amateur classes must be jogged by an amateur.
7. No horse or pony will be allowed to show "hors concours" in hunter classes or divisions.
8. Competitions may not require judges to keep more than four cards open at a time.
9. No hunter judge may act as course designer in the same competition at which he or she is the judge.

### **ARTICLE G402 DIVISION OF HUNTER CLASSES**

1. Shows may not split classes with less than 40 entries. Shows are permitted to split classes at 40 or more entries but must split classes at 50 entries. Before the beginning of the first class, the split is divided by every other number and may not be divided further (optional: dividing by California split - see Article G402.5). Each section must receive full prize money and ribbons. See Article G203, Prizes.
2. When a class has been split because of 50 or more entries, all horses must remain in the same section for the entire competition.
3. When a class is split, the division of entries must be posted in the competition office and announced over the public address system or used in the program, if available.
4. If an owner has more than one entry, each entry must be put into a separate section providing the split is for reasons other than the size of the horse, the age and/or experience of the horse and/or rider.
5. As an option to dividing classes by every other number, competitions may use the California split where all entries are judged as a single class and awarded prizes as follows; however, points will be awarded based on the number of entries in each section after it has been divided:

**HORSES PLACING      PRIZE AWARDED**

1st	1 <sup>st</sup>
2nd	1 <sup>st</sup>
3rd	2 <sup>nd</sup>
4th	2 <sup>nd</sup>
5th	3 <sup>rd</sup>
6th	3 <sup>rd</sup>
7th	4 <sup>th</sup>
8th	4 <sup>th</sup>
9th	5 <sup>th</sup>
10th	5 <sup>th</sup>
11th	6 <sup>th</sup>
12th	6 <sup>th</sup>
13th	7 <sup>th</sup> (if offered)
14th	7 <sup>th</sup> (if offered)
15th	8 <sup>th</sup> (if offered)
16th	8 <sup>th</sup> (if offered)

6. For calculation of championship points with the California split, see Article G204.13.
7. Hunter classics may never be divided.

**ARTICLE G403 COURSE DESIGN**

1. Jumps shall simulate obstacles found in the hunting field, such as post and rail, stone walls, chicken coops, hedges, etc. All jumps shall have wings or be of sufficient width to simulate obstacles in the hunting field.
2. Except in the case of inclement weather, broken equipment or similar emergency, a course shall not be altered.
3. A horse must be able to knock down the top element of hunter fences; solid coops or walls without blocks or poles are not allowed.
4. Horses shall be shown over a minimum of eight fences in all recognized classes and no fewer than seven fences in miscellaneous classes. The course shall include at least one change of direction.
5. At least 75% of the obstacles must be at the required height as long as conditions allow. Minimum height allowed is 3" below the maximum. See Article G302.
6. Courses must be posted 30 minutes prior to the start of the class.
7. Course designers must provide distances of lines and combinations.
8. In all hunter and equitation competition and schooling rings, either plastic cups and pins or FEI breakaway track systems that include a cup and safety adaptors are required on the back rails of oxers. Steel pins and cups are not acceptable. See Article G116. It is strongly recommended that jump cup depth on the top and back rails of fences in the hunter and equitation rings should be at least 37 mm.

**ARTICLE G404 COURSE DESIGNERS**

1. No course designer may be responsible for more than two rings at a competition (see Article G106.7 for exceptions at Bronze competitions).
2. No hunter judge may act as course designer in the same competition at which he or she is the judge.

## **ARTICLE G405 JUDGING CONFORMATION HUNTERS**

1. The following percentages are permitted:
  - a) GREEN CONFORMATION  
50% conformation - 50% performance OR  
40% conformation - 60% performance
    - (i) MODEL: shown in hand; to be judged on conformation, way of moving and soundness.
    - (ii) HACK, UNDER SADDLE, OVER FENCES: to be judged on conformation, way of going and soundness.
  - b) OPEN CONFORMATION  
40% conformation - 60% performance
    - (i) MODEL: shown in hand; to be judged on conformation, way of moving and soundness.
    - (ii) HACK, UNDER SADDLE, OVER FENCES, OPEN, STAKE to be judged on conformation way of going and soundness.
  - c) COMBINED CONFORMATION  
40% conformation - 60% performance
2. For scoring, see Article G407.
3. All judges assigned to the conformation division must judge the model class.

## **ARTICLE G406 JUDGING WORKING HUNTERS**

1. Working hunters are judged on their jumping style, manners and way of going. Conformation will not be considered.
2. Horses must be serviceably sound in eye, wind and limb. Horses are required to jog for soundness in all except miscellaneous hunter classes.
3. Horses are judged from the time they enter the ring until the time they leave.

## **ARTICLE G407 THE SCORING OF HUNTERS**

1. These scoring rules are common to both conformation and working hunters. When an obstacle requires two or more jumps specified on plan of course as an in and out, the faults committed at each obstacle are considered separately. In case of a refusal or runoff at second element, entry may jump the previous as well as the following element.
3. An obstacle is considered knocked down when its height is lowered by the horse or rider.
4. If the height of the jump is altered as a result of a horse or rider contacting a wing or post it will be scored as a knockdown.
5. If a jump falls as a result of a horse or rider contacting a wing or post it will be scored as a knock-down.
6. Horse and/or rider falling while in competition incurs elimination, and a rider may not remount in the ring. A competitor is considered to have fallen when, either voluntarily or involuntarily, he/she is separated from his/her horse, which has not fallen, in such a way that he/she touches the ground or finds it necessary, in order to get back into the saddle, to use some form of support or outside assistance. A horse is considered to have fallen when at the same time both its shoulder and quarters have touched either the ground or the obstacle and the ground.

7. Second cumulative refusal, runout or bolting on course results in elimination. When a horse avoids an obstacle he is supposed to jump, it constitutes a refusal or runout. The horse must be brought back and jumped over the obstacle or he will be eliminated.
8. Circling a horse once upon entering the ring and once after completing the course is permissible, but any other circling, except to retake a fence in the case of a runout or refusal shall be counted as a disobedience. If an audible signal is used, this rule applies from the time the signal is given.
9. Elimination also occurs when:
  - a) an obstacle is jumped before it is reset;
  - b) a horse bolts from the ring, mounted or riderless;
  - c) the proper course is not followed;
10. Numerical scoring of hunters is posted at the discretion of the organizing committee. Judges are not required to use a numerical system except when the organizing committee wants scores to be announced.

## **PART THREE NATIONAL JUMPER DIVISION**

CHAPTER 5	General Rules for Jumpers
CHAPTER 6	Jumper Classification and Divisions
CHAPTER 7	Conduct of Jumper Classes
CHAPTER 8	FEI Rules

These rules are to be used in conjunction with the General Regulations of Equine Canada. These rules include Rules from the FEI Rules for Jumping Events, current edition, to be used in conjunction with EC National Jumper Rules. If the competition is conducted solely under FEI (CSI-W, CSIO etc.) the FEI Rules for Jumping Events, current edition, will take precedence. This booklet may be purchased from Equine Canada.

### **CHAPTER 5 GENERAL RULES PERTAINING TO JUMPERS**

#### **ARTICLE G501 HORS CONCOURS**

1. "Hors Concours" entries may be accepted at the competition committee's discretion but are subject to the same rules as a regular entry. Hors Concours may not participate in any jump-off.
2. A horse or pony that has competed "Hors Concours" is not allowed to be judged in the same ring on the same day.

#### **ARTICLE G502 TACK AND EQUIPMENT**

1. Draw reins and German martingales must be used in a safe manner. Draw reins and German martingales are permitted in the schooling area. Draw reins are permitted over fences if used in the following manner:
  - a) attached to the girth, running through the front legs and secured at the neck (see Figure 1),
  - b) attached to the breastplate (see Figure 2),
  - c) attached to the girth at the billet straps, or
  - d) attached to the "D" rings at the front of the saddle.Standing martingales, German martingales, and draw reins secured as above will be permitted in jumper classes where the height of the fences does not exceed 1.15m. Junior, amateur or non-pro riders may not compete in German martingales or draw reins.
2. Restrictive devices such as the de Gogue, chambon, or running reins etc may be used for schooling on the flat but are not permissible over fences or in the competition ring.
3. Sheepskin may be used on each cheek piece of the bridle providing the sheepskin does not exceed 3cm in diameter measured from the horse's face.
4. In the competition arena:
  - a) Blinkers are forbidden.

- b) If running martingales are used, they must be unrestricted (For use of standing martingales, see Article G502.1).
  - c) Reins must be attached to the bit(s) or directly to the bridle. Gags and hackamores are allowed
5. Anywhere on the competition grounds:
    - a) In the interests of safety, the stirrup iron and the stirrup leather (this also applies to safety stirrups) must hang freely from the bar of the saddle and the outside of the flap. There must be no other restrictions or attachments of any kind. The competitor must not directly or indirectly tie any part of his body to the saddlery.
    - b) Competitors are allowed to use a dressage whip of 110 cm when working on the flat but are strictly forbidden to use or carry a whip which is weighed down at the end at any time, or to carry or use one which is more than 75 cm in length in the arena, exercise or schooling areas when riding over poles over any obstacles. No substitute for a whip may be carried.
  6. Running, Irish, bib, etc. martingales must be used with rein stops where appropriate.
  7. Boots with rigid or semi-rigid plastic or foam inserts concealed or not concealed underneath the inner lining are not permitted to be used anywhere on the show grounds
  8. Loop reins are permitted.

**Proper use of Draw Reins when Attached between the Front Legs**

Figure 1. Acceptable- Through neck strap.

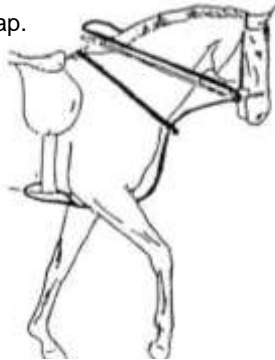
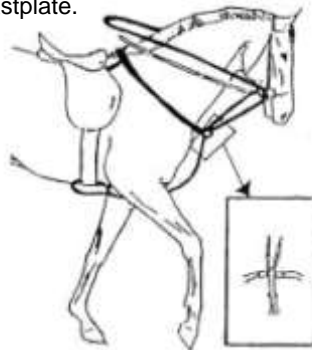


Figure 2. Acceptable- Attached to breastplate.





### **ARTICLE G503 LOSS OF HAT OR GLASSES**

Handing a hat or glasses to a rider who has lost them will not be penalized other than by loss of time. Juniors see Article G102.7.

### **ARTICLE G504 PRIZES**

1. In all Jumper Classes prizes must be allocated 1 for every 6 entries with last place equal to or exceeding the entry fee. 1<sup>st</sup> prize may not exceed 1/3<sup>rd</sup> of the total prize money offered in a class.
2. Competitions must give ribbons, and prize money if offered, to fourth place.
3. In the case of any tie for prizes, the prize money will be added together and divided equally amongst tied competitors. For example, if three horses were tied for second place, the prize money for second, third and fourth places would be added together and divided equally amongst the ties competitors. The next placed competitor would receive fifth place prize money.
4. See also General Regulations regarding procedures to be followed in the event of disqualification.
5. Competition Managers have the option of a California Split (see Article G402.5).

### **ARTICLE G505 CHAMPIONSHIPS**

1. A Jumper Championship and Reserve Championship may be awarded at each competition. The horse accumulating the most points will be Champion and the horse with the next largest number of points will be Reserve Champion. The Championship will be decided upon the basis of points won in three or more full point classes. See also General Regulations.
2. In the case of a tie in a jumper class, each horse will be awarded equal points. For example, if three horses were tied for second place, each would receive second place points. The next placed horse would receive fifth place points.
3. In the case of a tie for the championship there may be a jump-off after the last jumping class of the Competition. Exhibitors tied for Champion or Reserve may elect to jump-off or toss.
4. Classes for Championship must be listed by number
5. Points for championships shall be awarded on the following basis:

PLACING	POINTS
1st	7
2nd	5
3rd	4
4th	3
5th	2
6th	1

### **ARTICLE G506 – TROTTING OR CANTERING THROUGH THE IN-GATE**

Trotting or cantering through the in-gate without prior permission is forbidden on penalty of elimination.

## **CHAPTER 6 JUMPER CLASSIFICATION AND DIVISIONS**

### **ARTICLE G601 PONY JUMPERS**

1. Open to all ponies but the course will not be altered for medium or small ponies.
2. Ponies to be ridden by a junior rider subject to the restrictions:
  - a) Junior "A" riders may ride large ponies only
  - b) Junior "B" and Junior "C" riders may ride ponies of all heights. For definition of junior riders and ponies see definitions in Section A, General Regulations.
3. Classes must be run under Table A and immediate jump-offs are permitted.
4. No open water permitted but liverpools may be used. See Article G607 for height specifications.
5. For class heights, spreads and jump-off restrictions, see Article G607.
6. Regarding measurement of ponies, see General Rules for Hunters and Jumpers, Articles G111 and G112.
7. A pony entered in a pony jumper class may not be cross entered into any jumper classes exceeding 1.00m at the same competition.

### **ARTICLE G602 JUNIOR ELIGIBILITY**

Before the year of their 18th birthday, junior competitors may not take part in puissance, grand prix or derby competitions where the height of the fences is over 1.50m.

### **ARTICLE G603 JUNIOR 1.00m, 1.10m, 1.20m, 1.30m and 1.40m JUMPERS**

1. Open to any horse ridden by a junior rider subject to the restrictions below.
2. Riders showing in these divisions may cross enter into hunter and equitation classes for which they are eligible.
3. A horse/rider combination is permitted unlimited upward movement, but downward movement is restricted to only one level. These movements are based on the level of the first class in which they competed.
4. Classes may be combined with Amateur jumpers (e.g. Junior/Amateur Jumper). Should two different height levels be combined, horses will jump at the height in which they are entered.
5. For class heights, spreads, and jump-off restrictions, see Article G607. Classes conducted at alternate heights will be considered miscellaneous classes.

### **ARTICLE G604 AMATEUR 1.00m, 1.10m, 1.20m, 1.30m and 1.40m JUMPERS**

1. Open to any horse ridden by an amateur rider subject to the restrictions in below. Amateur riders must possess a current EC amateur card which is purchased annually (see Article G108).
2. Riders showing in these divisions may cross enter only into hunter and equitation classes for which they are eligible.

3. A horse/rider combination is permitted unlimited upward movement, but downward movement is restricted to only one level. These movements are based on the level of the first class in which they competed.
4. Classes may be combined with Junior jumpers (e.g. Junior/Amateur Jumper). Should two different height levels be combined, horses will jump at the height in which they are entered.
5. For class heights, spreads, and jump-off restrictions, see Article G607. Classes conducted at alternate heights will be considered miscellaneous classes.
6.
  - a) Any person who has ridden on a Senior Three-Day or Jumping Team is not eligible to show in the amateur division for a period of 2 years from the date of the last competition at which the rider rode on the Team
  - b) Horse/rider combinations who are on the short list for the Canadian Team for the current year are excluded from amateur classes for that year.

#### **ARTICLE G605 NON-PROFESSIONAL (NON-PRO) JUMPERS**

1. A Non-Pro Rider is defined as a senior competitor who:
  - a) does not receive remuneration for riding/showing other people's horses;
  - b) is not an NCCP fully certified Level 3 or higher coach; and,
  - c) is not currently on the short list for the Canadian Team.
2. Non-pro classes/divisions may be offered at 1.10m to 1.50m.
3. Open to any horse ridden by a non-pro rider.
4. A horse/rider combination is permitted unlimited upward movement, but downward movement is restricted to only one level. These movements are based on the level of the first class in which they competed.
5. For class heights, spreads and jump-off restrictions, see Article G607. Classes conducted at alternate heights will be considered miscellaneous classes. .

#### **ARTICLE G606 YOUNG RIDERS CLASSES**

Refer to FEI Rules.

## ARTICLE G607 CLASS SPECIFICATIONS

Max. Height of Jumps in Classes Open to All	Max Spread	Classes conducted at this Height
1.00m	1.10m	
1.10m	1.20m	4 Year Old Young Horse
1.15m	1.25m	
1.20m	1.30m	5 Year Old Young Horse
1.25m	1.35m	
1.30m	1.40m	6 Year Old Young Horse
1.35m	1.45m	
1.40m	1.50m	7/8 Year Old Young Horse
1.50m (min. 1.45m)	1.50m	Talent Squad
1.50m	1.70m	Jump Canada, Grand Prix
1.60m	2.00m (triple bar 2.20m)	World Cup Qualifiers
Official Max. Height of Jumps for Junior/ Amateur Classes	Max Spread	Classes conducted at this Height
0.90m	1.00m	Pony Jumpers
1.0m	1.10m	Junior, Amateur
1.10m	1.20m	Junior, Amateur, Non Pro
1.20m	1.30m	Junior, Amateur, Non Pro
1.30m	1.40m	Junior, Amateur, Non Pro
1.40m	1.50m	Junior, Amateur, Non Pro

### 1. HEIGHT, SPREAD and SPEED REQUIREMENTS

- a) Triple bar not to exceed 15cm beyond maximum width.
- b) 75% of Jumps must be set at specified height & width.
- c) Speed for all national classes is 350 metres per minute.
- d) In combined classes height of jumps must be adjusted to each sections specifications.
- e) Competition organizers may schedule any number of miscellaneous classes or divisions. See Article G608
- f) See also class specifications for any additional requirements
- g) Any classes that do not meet the prescribed specifications are considered to be miscellaneous non-point classes

### 2. JUMP OFF

- a) In a jump off the course may be shortened to a minimum of six obstacles, which may be raised and spread. Additional efforts may be in the jump off, providing that the jump off course can be walked before the initial round.
- b) In classes where an immediate jump off is permitted, additional fences may be added, provided that the jump-off course can be walked prior to the initial round.

- c) Immediate jump-offs are permitted for all Table A classes except grand prix and the class with the highest prize money in a competition. (See FEI Article 245.3)
- d) A jump off must take place under the same rules and table as the original class and the rules for jump-offs for that class.

#### **ARTICLE G608 MISCELLANEOUS CLASSES**

.EC-sanctioned competitions may offer as many miscellaneous jumper classes/divisions as may be warranted. Miscellaneous classes will not accumulate points towards EC awards. See the Rules of Equine Canada, Section A, General Regulations, A503.

#### **ARTICLE G609 ADDITIONAL RESTRICTED CLASSES**

A competition may offer other restricted classes. These classes will not count for points towards Provincial or National awards (see Article G113 and Article A805.2.c).

#### **ARTICLE G610 COMBINED JUMPER DIVISIONS OR CLASSES**

1. If warranted by local conditions, a competition may combine two or more jumper divisions or class levels (e.g. Junior and Amateur; Junior 1.00m and 1.10m).
2. Where a division combines jumper classes with different height and width specifications, at least 75% of the fences must be raised and spread a minimum of 0.10m (see Metric Height Chart) each division and according to the respective specifications, but the complexion of the fences may not be changed.
3. Horses entered in a combined division may only be shown once in each class.

#### **ARTICLE G611 MATCH THE CLOCK (OPTIMUM TIME) COMPETITION**

1. Match the clock or optimum time classes are designed to help developing riders learn the skill of riding a course at the posted speed, rather than with the fastest time. Competitors with equal faults will be placed according to how close their time is to the optimum time, which is based on the course being ridden at the posted speed.
2. Scoring will be under Table A. Optimum time may be used in the first round, the jump off, or a combination of both. Optimum time should be four (4) seconds less than the time allowed. The course designer will calculate the optimum time based on the posted speed.

#### **ARTICLE G612 YOUNG HORSE COMPETITION RIDER AND HORSE ELIGIBILITY**

1. Open to all riders.
2. Open to four, five, six and seven/eight year old horses with proof of age (the proof is the responsibility of the owner and the rider).
3. The breeding of the horses must be shown on the entry form.
4. Horses born after October 1 of the calendar year may compete in the age category of a horse that is born one year later.

**ARTICLE G613 YOUNG HORSE COMPETITION CRITERIA AND  
SCORING INFORMATION**

**A. GENERAL CRITERIA**

1. Where possible the Young Horse class should be held in the main competition ring at each competition.
2. The series will be judged under current FEI scoring rules.

**B. SCORING**

1. 4 Year Old: Jumps to be 1.00 m to 1.10 m. Time allowed at 300 meters per minute.  
**Scoring:** Table A, no jump off. Faults will be converted to points for 50% of the score (performance), and 50% of the score will be based on style. Knockdown or first refusal: -5 points off performance score. Time Faults: 1 T.F. = -1 off performance score.
2. 5 Year old: Jumps to be 1.10 m to 1.20 m. Time allowed at 325 meters per minute.  
**Scoring:** FEI Article 238.2.2.
3. 6 Year Old: Jumps to be 1.20 m to 1.30 m.  
**Scoring:** FEI Article 238.2.2
4. 7/8 Year Old: Jumps to be 1.30 m to 1.40 m. Class may be run combined with 1.35m Jumper class.  
**Scoring:** FEI Article 238.2.2.

## **CHAPTER 7 CONDUCT OF JUMPER CLASSES**

### **ARTICLE G701 GENERAL RULES PERTAINING TO THE CONDUCT OF JUMPER CLASSES**

1. Horses are to be judged only on performance over a pre-designated course. The competition management must ensure that a plan giving precise details of the course is posted at least 30 minutes before start of competition. Time allowed must be used in all classes in the Jumper Division.
2. Time allowed is based upon actual measurement of length of course but the route should be generous.
3. Identical Courses. No two (2) courses in any jumper division may be identical. Changing the Table and Article of Jumping Faults, does not constitute a different course.
4. When the number of entries in any of the jumping classes warrants it, elimination trials may be held. When certain horses are thus selected to compete for final awards, each horse's score in the elimination trials shall be added to his score in the finals and the total shall be used to determine the winners. At the time of the final contest, the elimination-trial score of each horse competing in the finals shall be announced.
5. When a competition has two or more rings operating at the same time two separate sets of schooling jumps must be available to exhibitors.
6. The judge may not start a competition until the Course Designer reports to him that all is ready. From then on the Ground Jury takes sole responsibility for running the competition.
7. The rules of the FEI regarding Arenas, Courses, Obstacles, Definitions, Time and Speed, Penalties etc. printed in this rule book shall be in effect.
8. Any event gaining CSI or CSIO or other international status must abide by the complete FEI Rules.

### **ARTICLE G702 COURSE DESIGN**

1. See Article G106 for requirements at each level of EC-sanctioned competition.
2. A course designer may not be responsible for more than two rings at a competition (see Article G106.7 for exceptions at Bronze competitions).
3. No jumper judge may act as course designer in the same competition at which he or she is the judge.
4. For required FEI breakaway track systems with adaptors see Article G116.

### **ARTICLE G703 JUDGES**

1. Where competitions have jumper classes in more than one ring, the number and qualifications of judges shall be based upon the total prize money in each class.
2. Classes with total prize money in jumper divisions of less than \$10,000 may use one recognized senior jumper judge plus a time-keeper.

3. Classes with prize money totaling \$10,000 - \$50,000 in the jumper divisions must have at least two recognized judges of which one may have recorded status. In addition, a time-keeper is strongly suggested.
4. Classes with prize money totaling more than \$50,000 in the jumper divisions must have at least two recognized senior jumper judges. In addition, a time-keeper is strongly suggested.
5. No jumper judge may act as course designer in the same competition at which he or she is the judge.
6. The second judge may also act as timekeeper.

#### **ARTICLE G704 STEWARDS**

When a competition has two or more rings operating simultaneously, the competition must have sufficient stewards in attendance to monitor all schooling/warm-up area. Schooling/warm-up areas which cannot be closely monitored simultaneously **MUST** have a steward for each area. The additional steward(s) may be recorded.

#### **ARTICLE G705 TIMEKEEPERS**

1. Automatic timing should be adopted where possible but the operation of the time elements is the responsibility of the judge and he/she must be satisfied that it can be implemented efficiently and fairly.
2. A Judge acting alone shall not act as the timekeeper as well.
3. If automatic timing is not available, two (2) timekeepers must be provided and at least one timekeeper should have recorded or senior jumper judge status.
4. Timekeepers must select alignment at the start and finish which will allow them to start and stop the watches identically for each competitor.
5. A timekeeper may not officiate alone in a class in which a member of the family or any of his/her clients are competing.
6. At least one hand timer must be used when automatic timers are in use.
7. Time may be recorded in thousandths of a second if automatic equipment is available.

#### **ARTICLE G706 ORDER OF GO**

1. In classes where post or late entries are permitted and accepted after the draw is made, the post/late entry shall go first in the class.
2. The order-of-go must be posted at least 30 minutes prior to the start of the class.
3. Use of the FEI rules regarding rotation of riders is permissible. See FEI Rules in Annex VI.
4. In the case of a rider who is competing in a class with more than one horse, the order of go should provide at least five horses between the rider's horses. The horses will be moved up in the order to satisfy this rule.

#### **ARTICLE G707 FINES**

1. A competitor in the arena may jump only obstacles that are part of the current course, regardless of whether those obstacles are flagged or not. The penalty for jumping obstacles not part of the current course is



elimination. In addition, a fine of up to \$250 is at the discretion of the ground jury.

2. Any competitor who does not leave the ring promptly at the end of the round or after being eliminated is liable for a fine of up to \$100 and may be disqualified from future classes during the competition at the discretion of the judge(s).
3. After elimination, jumping more than one courtesy fence (FEI Article 242) will incur a fine of \$100.
4. Fines are remitted to the Show Office for forwarding to Equine Canada.

#### **ARTICLE G708 PROTESTS, COMPLAINTS AND APPEALS**

See the Rules of Equine Canada, Section A, General Regulations, Chapter 12, Dispute Resolution Policy for Equine Canada Sanctioned Competitions (violations, hearings, penalties and appeals).

## **CHAPTER 8 FEI RULES**

### **PREAMBLE**

Although Equine Canada does its utmost to print the current FEI Rules each year, please be aware that the FEI Rules can change at any time and therefore may not be the same as the rules written below for the current year. Please avail yourself of the FEI Online version of rules for up-to-date and current interpretations of the rules.

The present FEI Rules for Jumping Events are effective on 1st January 2014.

Every eventuality cannot be provided for in these JRs. In any unforeseen or exceptional circumstances, it is the duty of the appropriate person or body to make a decision in a sporting spirit, by approaching as near as possible the intention of the JRs and of the GRs. Should there remain any omissions in the JRs, such omission shall be interpreted in a manner compatible to the fullest extent with the other provisions of these JRs, other rules and regulations of the FEI, and sporting spirit.

For the sake of brevity these regulations use the masculine form; this is to be interpreted to include both genders. Terms with a capitalized first letter are defined in the Glossary of the JRs, in the GRs or in the Statutes.

## **PART I THE JUMPING EVENTS**

### **CHAPTER II ARENAS AND SCHOOLING AREAS**

#### **FEI ARTICLE 201 ARENA, SCHOOLING AREAS AND PRACTICE OBSTACLES**

1. The arena must be enclosed. While a horse is in the arena during a competition, all entrances and exits must be physically closed.
4. Practice Obstacles  
The use of obstacle material not provided by the Organizing Committee is forbidden under penalty of disqualification and/or fine (see JRs Art. 242.2.6 and 240.2.5). Practice obstacles may only be jumped in the direction for which they are flagged. No part of the practice obstacle may be physically held by any person.
- 4.1. Ground lines may be placed directly underneath the first part of an obstacle or up to 1 m away on the take-off side. If there is a ground-line in front of the obstacle, a ground-line may be used behind the obstacle at an equal distance up to a maximum of one metre.
- 4.2. Any obstacles 1.30 m or higher must have a minimum of two poles, in cups, on the take-off side of the obstacle, regardless of whether or not a ground line is used. The lower pole must always be below 1.30 m.
- 4.3 If crossed poles are used as a top part of an obstacle, they must be

able to fall individually. The top end of the poles must be in a cup. However there can be a horizontal top pole behind the crossed poles, which must be at least 20 cm higher than the centre of the crossed poles.

- 4.4. The top poles of an obstacle must always be in cups at both ends. If the pole is resting on the edge of a cup it must be on the far edge and never on the near edge.
- 4.6. It is not permitted to walk Horses over poles when these are elevated or placed in cups at one or both ends.
- 4.7. The Organizing Committee may provide material to simulate a water ditch.
5. Gymnastic Training
- 5.2. Placing Poles: if there is enough space placing poles may be used and placed on the ground not closer than 2.50 m on the take-off side of a vertical obstacle not exceeding 1.30 m in height. A placing pole may be used on the landing side not closer than 2.50 m when the obstacle is jumped at the trot or three metres if at the canter.
- 5.3. Exercising and Training: whenever possible provision should be made for Athletes to exercise and train in the presence of a steward for several hours in the morning. Athletes may change obstacles providing JRs Art. 201.4, 201.5 and 201.6 are not contravened.
6. Combinations are permitted as long as there is enough space and if they are built with correct distances. The OC must provide the material. When training areas are crowded Athletes may only use single obstacles.
7. The schooling area(s) must always be supervised by a steward when in use. (*Moved from previous 244.5*)

## **FEI ARTICLE 202 ACCESS TO THE ARENA AND PRACTICE OBSTACLE**

1. Athletes may only be admitted once to the arena before each competition and this includes competitions with jump-off(s). Entry into the arena will be prohibited by means of a notice "Arena Closed" placed at the entrance or conspicuously in the middle of the arena. Permission to enter the arena will be given by the Ground Jury ringing the bell and by displaying a notice "Arena Open". An announcement must also be made over the public address system. However, in competitions over two rounds with different courses, competitors may inspect the course before the second round.
2. The Organizing Committee of an indoor event where facilities for exercising are severely limited, may, with the agreement of the Ground Jury, give special permission for the arena to be used for exercising at specified times.
3. If the schooling (exercise) area(s) are inadequate or cannot be used, a practice obstacle which is not part of the course must be placed in the arena. In all other circumstances facultative or practice obstacles are not allowed in any competition. In certain special competitions (including but not limited to the Six Bar or Puissance Competition) the Ground Jury may decide that the Athletes remaining in the Competition must stay in the arena after the first or second jump-off. In this case, the Ground Jury must allow a practice obstacle in the arena.

4. The practice obstacle must be a spread obstacle not exceeding 1.40 m in height and 1.60 m in spread or a vertical obstacle not exceeding 1.40 m in height, provided with red and white flags and should not be numbered. These dimensions may not be altered during the course of the competition. Only two attempts at this obstacle are allowed. Jumping or attempting to jump this practice obstacle more than twice entails a fine in addition to the possible Disqualification (see JRs Art. 242.2.3 and 240.2.6). Jumping the practice obstacle in the wrong direction may incur disqualification (JRs Art. 242.2.7). The competitor is allowed 90 seconds maximum to make these attempts, counted from the time the Ground Jury rings the bell.  
A knock down, refusal or run out count as an attempt. If there is a refusal at the first attempt with a knock down or displacing of the obstacle, this obstacle is to be reset and the athlete is allowed to make a second and final attempt. The time taken to reset the obstacle is neutralized.  
The Ground Jury must give the signal to start the round after the Athlete has made his attempt(s) or after 90 seconds. After the sound of the bell, the competitor who has attempted only once, is allowed the second attempt but he must cross the starting line in the correct direction within the 45 seconds; failure to do so will start the time of the round (see JRs Art. 203.1.2).
5. Athletes may not jump or attempt to jump any obstacle in the arena during a parade before the competition. Failure to comply with this paragraph may incur Disqualification (see JRs Art. 242.2.4).
6. A prize winner may only jump an obstacle for the benefit of the press with the permission of the Ground Jury, provided it does not form part of a subsequent round. This practice should not be encouraged.

### **FEI ARTICLE 203 BELL**

1. The bell is used to communicate with the Athletes. One of the members of the Ground Jury is in charge of the bell and responsible for its use. The bell is used:
  - 1.1. to give permission to the Athletes to enter the arena when the course is ready for their inspection (see JRs Art. 202.1) and to signal that the inspection time is over;
  - 1.2. to give the signal to start and to activate a forty five (45) seconds countdown shown in the timing equipment in the scoreboard or in another display beside the arena.  
The 45 seconds countdown sets the time that the Athlete can spare before commencing his round. The Ground Jury has the right to interrupt the 45-seconds countdown if unforeseen circumstances occur. Incidents such as, but not limited to, disobedience and falls, occurring between the signal to start and up to the moment the Athlete crosses the starting line in the correct direction, are not penalized (see JRs Art/ 235.3).  
After the bell has rung, crossing the starting line in the correct direction for a second time before jumping the first obstacle is counted as a disobedience.  
However, the Ground Jury, in its discretion if the situation so warrants has the right not to activate the start or to cancel the starting

- procedure, give a new signal to start and restart the countdown
- 1.3. to stop an Athlete for any reason or following an unforeseen incident and to signal to him to continue his round after an interruption (see JRs Art. 217.4 and 233);
  - 1.4. to indicate to the Athlete that an obstacle knocked down following a disobedience has been replaced (see JRs Art. 233);
  - 1.5. to indicate by prolonged and repeated ringing that the Athlete has been eliminated.
2. If the Athlete does not obey the signal to stop, he may be eliminated at the discretion of the Ground Jury (see JRs Art. 241.4.5) except where specifically provided for under JRs Art. 233.2).
  3. If, after an interruption, the Athlete restarts and jumps or attempts to jump without waiting for the bell to ring, he will be eliminated (see JRs Art. 241.3.14).

### **FEI ARTICLE 204 COURSE AND MEASURING**

1. The Ground Jury must walk the course to inspect it before the start of the competition. The course is the track, which the mounted Athlete must follow when competing from passing the start in the correct direction up to the finish. The length must be measured accurately to the nearest metre taking account, particularly on the turns, the normal line to be followed by the horse. This normal line must pass through the middle of the obstacle.
2. In Championship Competitions, Olympic Games, Nations Cups and Grand Prix Competitions, the President of the Ground Jury or his designee must ensure that the Course Designer has properly measured the course. At Championships, Finals, Games and all 5\* Events, the President of the Ground Jury or his designee must walk the course with the Course Designer to ensure that the course is properly measured with a wheel. In exceptional cases, the Ground Jury may alter the time, if the conditions as mentioned in JRs Art. 204.3 apply.
3. Once the competition has started only the Ground Jury in consultation with the Course Designer, and the Technical Delegate if present, may decide that a significant error has been committed in the measurement of the course. This may be done at the latest after the third Athlete, who has completed the course without a disobedience or any other interruption, assuming that the three Athletes in question have started their course prior to the 45 second countdown elapsing, and before the next Athlete has started. In this case, the Ground Jury has the option to alter the time allowed. If the time allowed is increased, the score of the Athlete who have jumped the course before the time was altered will then be adjusted accordingly, if applicable. If the time allowed is decreased, this may only be done to the extent that no Athlete having previously completed his round receives time penalties due to the alteration of the time allowed.
4. If the condition of the footing becomes bad, the Ground Jury may alter the speed provided for in the schedule, before the start of the first Athlete of the competition.
5. The total length of the course in metres may never exceed the number of obstacles in the competition multiplied by 60.

6. The starting and finishing lines may not be more than 15 m or less than 6 m from the first and last obstacle. These two lines must each be marked with an entirely red flag on the right and an entirely white flag on the left. The start line and finish line must also be marked with markers with the letters S (= Start) and F (= Finish).

### **FEI ARTICLE 205 COURSE PLAN**

1. The Course Designer must give the Ground Jury a copy of the course plan showing accurately all the details of the course. An exact copy of the course plan given to the Ground Jury must be posted as close as possible to the entrance of the arena, at least 30 minutes before the beginning of each competition. For all Competitions the track as measured by the Course Designer must be indicated on the course plan that is posted prior to the Competition.
2. The obstacles are numbered consecutively in the order in which they must be jumped, except in certain Competitions, as specified in the JRs.
3. Combination obstacles carry only a single number. This number may be repeated at each element for the benefit of the Ground Jury and Athletes. In this case, distinguishing letters will be added (for example: 8A, 8B, 8C etc).
4. The plan must indicate the following:
  - 4.1. the position of the starting and finishing lines. During a round, unless otherwise indicated, these may be re-crossed without penalty;
  - 4.2. the relative position, type (spread or vertical obstacle, triple bar) numbering and lettering of obstacles;
  - 4.3. any compulsory turning points marked by a white flag on the left side and a red flag on the right;
  - 4.4. the track to be followed by Athletes marked either by a continuous line (in which case it must be followed precisely) or by a series of arrows showing the direction in which each obstacle must be jumped (in which case the Athlete is free to choose his own track). Should there be a compulsory section in an otherwise unrestricted course, both methods must be used on the same plan;
  - 4.5. the table of penalties to be used;
  - 4.6. the speed for the Competition if applicable;
  - 4.7. the length of the course;
  - 4.8. the time allowed and the time limit, if any; or the fixed time in certain Competitions, as specified in the JRs;
  - 4.9. the obstacles, the length, the time allowed and the time limit for the jump-offs;
  - 4.10. the combinations considered as completely closed or as partially closed (see JRs Art. 214);
  - 4.11. all decisions and/or modifications made by the Ground Jury in regard to the course.

### **FEI ARTICLE 206 ALTERATIONS TO THE COURSE**

1. Should force of circumstances make it necessary to alter the plan of the course after it has been posted up, the change may only be made after agreement of the Ground Jury. In this case the Chefs d'Equipe and all individual Athletes must be advised of the alterations.

2. Once the competition has begun, the conditions under which it is run may not be altered and the course or its obstacles may not be changed unless otherwise stipulated in the JRs (see Art. 204.3). If it becomes necessary to interrupt the competition (because of a storm or bad light etc) it must subsequently be continued using the same obstacles and course and as far as possible under the same conditions and at the exact point where it was interrupted. However, for the Nations Cup, JRs Art. 264.3.6 applies.
3. Notwithstanding paragraph 2 above, an obstacle may be re-sited during a round, or between rounds of a competition, if in the opinion of the Ground Jury a deterioration in the state of the going or other special circumstances necessitates such action. Obstacles, which cannot be re-sited, such as water jumps, ditches or permanent obstacles, must be taken out of the course. If an obstacle has been taken out of the course during a round, the scores of all previous Athletes penalized during this round at that obstacle must be adjusted by canceling jumping penalties and time corrections incurred thereat. All eliminations and time penalties already incurred will stand.
4. If necessary, a new time allowed and time limit shall be fixed for the course as altered under paragraph 3 above.

#### **FEI ARTICLE 207 FLAGS**

1. Completely red flags and completely white flags must be used to mark the following details of the course.
  - 1.1. the starting line; it is obligatory to place also a marker S (see JRs Art. 204.6);
  - 1.2. the limits of the obstacles; the flags may be attached to any part of the wings of the obstacles. They may also stand independently. One red flag and one white flag must be placed at vertical obstacles and at least two red and two white flags to define the limits of spread obstacles. They must also be used to mark the limits of the obstacles provided in the schooling areas (JRs Art. 201.3) or of the practice obstacle in the arena (JRs Art. 202.3); in the schooling area it is also allowed to use wings/uprights with a red or white top, instead of flags;
  - 1.3. compulsory turning points;
  - 1.4. the finishing line; it is obligatory to place also a marker F (JRs Art. 204.6).
2. At the obstacles, the starting and finishing lines and at the compulsory turning points, the Athlete must pass between the flags (red on his right and white on his left). Flag poles defining the limits of the landing side of the water jump must be made of material that cannot shatter or splinter and must bend when hit; flags must have no sharp points or corners.
3. If an Athlete passes the flags on the wrong side, he must retrace his steps and pass them on the correct side before continuing his round. If he does not correct this mistake, he will be eliminated (see JRs Art. 220.1.2).
4. Knocking down a flag anywhere in the arena does not incur a penalty. If a flag marking the limits of an obstacle or compulsory turning point or the finishing line has been knocked down following a disobedience / resistance, (without passing these lines) or as a result of unforeseen

circumstances, the flag will not be replaced immediately; the Athlete must continue his round and the obstacle /compulsory turning point will be judged as if the flag was in its original place. The flag must be replaced before the next Athlete will be given the signal to start.

5. However, if a flag defining the limits of the water jump or of a natural obstacle has been knocked down following a disobedience or as a result of unforeseen circumstances and in all cases where the nature of the obstacle is changed by knocking down the flag, (211.8) the Ground Jury will interrupt the round of the Athlete. The clock must be stopped while the flag is replaced and a time correction of 6 (six) seconds will be applied in accordance with the procedure provided for in JRs Art. 232.
6. In certain special competitions, the starting and finishing lines may be crossed in both directions. In this case the lines must be provided with four flags; a red and a white flag at each end of these lines.

### **CHAPTER III OBSTACLES**

#### **FEI ARTICLE 208 OBSTACLES-GENERAL**

1. The obstacles must be inviting in their overall shape and appearance, varied and match their surroundings. Both the obstacles themselves and their constituent parts must be such that they can be knocked down, while not being so light that they fall at the slightest touch or so heavy that they may cause horses to fall or be injured.
6. Poles and other parts of the obstacles are held up by supports (cups). The pole must be able to roll on its support; in this case the support must have a depth of 18 mm minimum and a depth of 30 mm maximum. For planks, balustrades, barriers, gates, etc. the diameter of the supports must be more open or even flat.
7. The limits on the height and spread of obstacles set forth by these JRs and in the definite schedules must be observed with the greatest care. However, if it should happen that a maximum dimension has been marginally exceeded as a result of the material used for construction and/or by the position of the obstacle on the ground, the maximum dimensions laid down will not be considered as having been exceeded, providing every effort has been made to not exceed the maximum dimensions specified in the Schedule with the material available.
8. The approximate dimensions of obstacles in competitions other than those, which are specially set forth in the JRs, must be stipulated in the schedule.

#### **FEI ARTICLE 209 VERTICAL OBSTACLE**

An obstacle whatever its construction may only be called a vertical when faults are judged on the same vertical plane.

#### **FEI ARTICLE 210 SPREAD OBSTACLE**

A spread obstacle is an obstacle, which is built in such a manner that it requires an effort both in spread and in height. FEI-approved safety cups



must be used as support for the back pole of spread obstacles and in case of a triple-bar to support the centre and back poles of the obstacle. Approved safety cups must be used in the Competition arena and schooling areas.

## **FEI ARTICLE 211 WATER JUMP, WATER JUMP WITH VERTICAL AND LIVERPOOL**

1. For an obstacle to be called a water jump, there must be no obstacle in front, in the middle nor behind the water. The water must have a minimum spread in excess of two metres and must be dug into the ground. For details of how the water jump should be constructed refer Annex VII.

If the water jump does not meet the specifications as described in Annex VII, a vertical obstacle must be placed over the water as described in JRs Art. 211.10.

2. A take-off element (brush, small wall), with a minimum height of 40 cm. and a maximum height of 50 cm, must be erected on the take-off side. The width of the front of the water jump must be at least 30% greater than the length.
3. At Olympic and Regional Games, Championships, CSIOs and CSIs, the landing side of the water jump must be defined by a lath, at least 6 cm in width and not exceeding 8 cm, covered with a bed of contrasting coloured plasticine (i.e. white plasticine if grass footing, coloured plasticine if sand), about 1 cm thick. This plasticine must be replaced each time a horse touches it. Several spare laths must be provided together with extra plasticine so that a lath, which has been marked by a horse may be replaced at any time. The lath must be placed at the edge of the water, properly fixed to the ground (i.e. directly on the sand or grass footing).
4. If the bottom of the water jump is made of concrete or hard material, it must be covered with a softer material such as a coconut or rubber mat.
5. It is a fault at the water jump:
  - 5.1. when a horse puts one or several feet on the lath defining the limit of the water jump. It is a fault when the foot or the shoe touches the lath and leaves an impression; impression of the fetlock joint or boot does not constitute a fault;
  - 5.2. when a horse touches the water with one or several feet;
6. Striking, knocking down, or displacing the brush or take-off element is not a fault.
7. If one of the four flags is knocked down or displaced it is for the water jump Judge to decide whether or not there has been a run-out depending on which side of the flag the horse has passed. If the decision is a run-out the bell will be rung and the clock stopped while the flag, which has been knocked down or displaced is put back and 6 seconds will be added in accordance with JRs Art. 232.
8. The decision of the water jump Judge is final. For this reason he must be a member of the Ground Jury.
9. The water jump Judge must register the identification number of horses penalized at the water jump and the reason for the penalties.
10. Only a vertical obstacle of not more than 1.50 m in height having any

number of poles but with the use of FEI approved safety cups may be placed over open water. The vertical obstacle must not be placed further than 2m from the front of this obstacle. This obstacle is judged as a vertical obstacle and not as a water jump. For this reason it is not necessary to use a lath or other arrangement may not be used to define its limits. If a lath is used it is to be considered a visual aid only; Penalties will not be incurred for any imprints on the lath. The same applies if the take-off element is displaced. Only poles with a minimum length of 3.50 m may be used for a vertical placed over a water jump.

11. With the exception of the case set forth in Art. 211.10, if water is used under, in front of or behind an obstacle (a so-called "Liverpool") the total width of the obstacle (incl. the water) may not exceed 2.00 metres. Open water with a spread of more than two metres may not be used as a Liverpool.

### **FEI ARTICLE 212 COMBINATION OBSTACLES**

1. Double, treble or higher combinations mean a group of two or more obstacles, with distances between the elements of 7 m minimum and 12 m maximum (except for Hunting or Speed and Handiness competitions judged under Table C and for permanent fixed obstacles where the distance may be less than 7 m) which require two or more successive efforts. The distance is measured from the base of the obstacle on the landing side to the base of the next obstacle on the take-off side.
2. In combinations, each element of the group must be jumped separately and consecutively, without circling around any element. Faults committed at any element of a combination are penalized separately.
3. When there is a refusal, run-out the Athlete must retake all the elements unless it is a closed combination or partially closed combination (see JRs Art. 214) or a six bar or obstacles-in-line competition.
4. Penalties for faults made at each element and during different attempts, are counted separately and added together.
5. In a combination obstacle a triple bar may only be used as the first element.

### **FEI ARTICLE 213 BANKS, MOUNDS, AND RAMPS**

1. With exception of JRs Art. 213.2, banks, mounds, ramps and sunken roads irrespective of whether they include any sort of obstacle and in whatever direction they should be taken, are to be regarded as combination obstacles (see JRs Art. 212).
2. A bank or mound without an obstacle or with only one or several poles over it may be jumped in one effort. This method of jumping the obstacle incurs no penalty.
3. No banks, mounds, sunken roads, talus, slopes or ramps, except table banks not exceeding one metre in height, may be used at indoor events.

### **FEI ARTICLE 214 CLOSED COMBINATIONS, PARTIALLY CLOSED AND PARTIALLY OPEN COMBINATIONS**

1. A combination is considered to be completely closed, if the sides,

which surround it can only be surmounted by jumping.

2. A closed combination may be in the form of an in-and-out, sheep pen, (square or hexagonal) or any similar obstacle considered as a closed combination by decision of the Ground Jury. A combination is considered as partially open and partially closed if one part of this combination is open and the other closed. In the event of a refusal, run-out, the following procedure applies (see JRs Art. 219):
  - 2.1. if the disobedience occurred in the closed part, the Athlete must jump out in the direction of the course;
  - 2.2. if the disobedience occurred in the open part, the Athlete must take the whole obstacle again. Failure to do so incurs elimination (see JRs Art. 241.3.15).

In the event of a disobedience with a knock down and/or displacing of the obstacle at any part, a time correction of 6 seconds must apply. If, once inside the enclosure, he refuses the Athlete must jump out in the direction of the course. The 6 second penalty is added to the time when the clock is restarted and the Athlete resumes his round.
3. The Ground Jury must decide before the competition whether the combination is to be considered as closed or partially closed. This decision must be shown on the plan of the course.
4. If a combination is not mentioned on the plan of the course as closed or partially closed, it must be considered as an open combination and judged as such.

#### **FEI ARTICLE 215 ALTERNATIVE OBSTACLES AND JOKER**

1. When in a competition two obstacles of the course carry the same number, the Athlete has the choice of jumping either one of the obstacles:
  - 1.1. if there is a refusal or run-out without a knock-down or displacing of the obstacle, at his next attempt the Athlete is not obliged to jump the obstacle at which the refusal or run-out occurred. He may jump the obstacle of his choice;
  - 1.2. if there is a refusal or run-out with a knock-down or displacing of the obstacle, he may only restart his round when the obstacle knocked down or displaced has been replaced and when the Ground Jury gives him the signal to start. He may then jump the obstacle of his choice;
2. Red and white flags must be placed at each of the elements of this alternative obstacle.
3. The Joker is a difficult obstacle and must be designed with horsemanship and fairness in mind. It may only be used in an Accumulator competition or in a Top Score competition.

## **CHAPTER IV PENALTIES DURING A ROUND**

### **FEI ARTICLE 216 PENALTIES-GENERAL**

During a round, penalties are incurred for:

1. Knocking down an obstacle (see JRs Art. 217) and a foot in the water or any imprint of the foot or the shoe on the lath defining the limits of the water jump on the landing side;
2. A disobedience (i.e. Refusal, Run-out or Resistance) (see JRs Art. 219);
3. A deviation from the course (see JRs Art. 220);
4. A fall of a horse and/or Athlete (see JRs Art. 220);
5. Unauthorized assistance (see JRs Art. 225);
6. Exceeding the time allowed or the time limit (see JRs Art. 227 and 228).

### **FEI ARTICLE 217 KNOCK DOWN**

1. An obstacle is considered to have been knocked down when, through a mistake of the horse or Athlete:
  - 1.1. the whole or any upper part of the same vertical plane of it falls, even if the part which falls is arrested in its fall by any other part of the obstacle (see JRs Art. 218.1);
  - 1.2. at least one of its ends no longer rests on any part of its support.
2. Touches and displacements of any part of an obstacle or its flags, in whatever direction, while in the act of jumping, do not count as a knock down. If in doubt the Ground Jury should decide in favour of the Athlete. The knock down or displacement of an obstacle and/or a flag as a result of a disobedience is penalized as a refusal only. In the event of the displacement of any part of an obstacle, (except the flags), as a result of a disobedience, the bell will be rung and the clock stopped while the displacement is re-adjusted. This does not count as a knock down and is only penalized as a disobedience and corrected by time in accordance with JRs Art. 232.
3. Penalties for knocking down an obstacle are those provided for under Tables A and C (see JRs Art. 236 and 239).
4. If any part of an obstacle, which has been knocked down is likely to impede an Athlete in jumping another obstacle, the bell must be rung and the clock stopped while this part is picked up and the way is cleared.
5. If an Athlete jumps an obstacle correctly which has been improperly rebuilt, he incurs no penalty; but if he knocks down this obstacle he will be penalized in accordance with the table in use for the competition.

### **FEI ARTICLE 218 VERTICAL AND SPREAD OBSTACLES**

1. When a vertical obstacle or part of an obstacle comprises two or several parts placed one above the other and positioned in the same vertical plane, only the fall of the top part is penalized.
2. When a spread obstacle which requires only one effort comprises parts which are not positioned in the same vertical plane, the fall of one or several top parts only counts as one fault whatever the number and

position of the parts which have fallen. Trees, hedges etc. used as filling are not liable for penalties.

### **FEI ARTICLE 219 DISOBEDIENCES**

1. The following are considered as disobediences and are penalized as such (see JRs Art. 236 and 239):
  - 1.1. a refusal;
  - 1.2. a run-out;
  - 1.3. a resistance;
  - 1.4. a more or less regular circle or group of circles no matter where they occur on the course or for whatever reason. It is also a disobedience to circle around the last obstacle jumped unless the track of the course so requires.
2. Notwithstanding the above, the following is not considered to be a Disobedience:
  - 2.1. circling for up to 45 seconds after a Run-out or a Refusal (no matter if the obstacle has to be rebuilt or not) to get into position to jump an obstacle

### **FEI ARTICLE 220 DEVIATION FROM THE COURSE**

1. It is a deviation from the course when the Athlete:
  - 1.1. does not follow the course as set out on the published plan;
  - 1.2. does not cross the starting line or the finishing line between the flags in the correct direction (see JRs Art. 241.3.6 and 241.3.17);
  - 1.3. omits a compulsory turning point (see JRs Art. 241.3.7);
  - 1.4. does not jump the obstacles in the order or in the direction indicated, except in certain special competitions (see JRs Art. 241.3.10 and 241.3.11);
  - 1.5. jumps or attempts to jump an obstacle which does not form part of the course or omits an obstacle. Obstacles not included in the course should be crossed but failure to do so by the arena party will not preclude the elimination of an Athlete for jumping an obstacle not forming part of the course.
2. An uncorrected deviation from the course will result in Elimination of the Horse and Athlete combination (see JRs Art. 241.3.6, 241.3.7 and 241.3.17).

### **FEI ARTICLE 221 REFUSAL**

1. It is a refusal when a horse halts in front of an obstacle, which it must jump whether or not the horse knocks it down or displaces it.
2. Stopping in front of an obstacle without moving backwards and without knocking it down followed immediately by a standing jump is not penalized.
3. If the halt is prolonged, if the horse steps back, either voluntarily or not, even a single pace, it counts as a refusal.
4. If a horse slides through an obstacle, the Judge in charge of the bell must decide immediately if it is to count as a refusal or as an obstacle knocked down. If he decides that it is a refusal the bell is rung at once and the Athlete must be ready to attempt the obstacle again as soon as it has been rebuilt (see JRs Art. 232 and 233).
  - 4.1. If the Judge decides that it is not a refusal, the bell is not rung and

the Athlete must continue his round. He is then penalized as for an obstacle knocked down.

- 4.2. If the bell has been rung and the Athlete jumps other elements of the combination in his stride, he will not be eliminated or incur further penalties even if he knocks down this element of the combination.

#### **FEI ARTICLE 222 RUN-OUT**

1. It is a run-out when the horse escapes the control of its Athlete and avoids an obstacle, which it has to jump or a compulsory turning point, which it has to pass
2. When a horse jumps an obstacle between two red flags or between two white flags the obstacle has not been jumped correctly, the Athlete is penalized as for a run-out and he must jump the obstacle again correctly.
3. It is considered to be a run out and is penalised as such for a horse or any part of a horse to go past the extended line of an obstacle to be jumped, or of an element of a combination, or of the finishing line or of a compulsory turning point.

#### **FEI ARTICLE 223 RESISTANCE**

1. It is a resistance when the horse refuses to go forward, makes a halt for any reason, makes one or several more or less regular or complete half turns, rears or steps back for whatever reason.
2. It is equally a resistance when the Athlete stops his horse at any moment and for any reason, except in the event of an incorrectly rebuilt obstacle or to indicate unforeseen circumstances to the Ground Jury (see JRs Art. 233.3.2). A resistance is penalized as for a refusal except in the circumstances set out in JRs Art. 241.3.4.

#### **FEI ARTICLE 224 FALLS**

1. An Athlete is considered to have fallen when, either voluntarily or involuntarily, he is separated from his horse, which has not fallen, in such a way that he touches the ground or finds it necessary, in order to get back into the saddle, to use some form of support or outside assistance. If it is not clear that the Athlete has used some form of support or outside assistance to prevent his fall, the benefit of doubt must be given to the Athlete.
2. A horse is considered to have fallen when the shoulder and quarters have touched the ground or the obstacle and the ground.

#### **FEI ARTICLE 225 UNAUTHORIZED ASSISTANCE**

1. Any physical intervention by a third party between the crossing of the starting line in the correct direction and the crossing of the finishing line after jumping the last obstacle, whether solicited or not, with the object of helping the Athlete or his horse is considered to be unauthorized assistance.
2. In certain exceptional cases, the Ground Jury may authorize the Athlete to enter the arena on foot or with the help of another person, without this being considered as unauthorized assistance.
3. Any help given to a mounted Athlete to adjust his saddlery or bridle or to hand him a whip while mounted during the round will incur

elimination. To hand a mounted Athlete his headgear and/or spectacles during his round is not considered to be unauthorized assistance (see JRs Art. 241.3.20).

## **CHAPTER V TIME AND SPEED**

### **FEI ARTICLE 226 TIME OF THE ROUND**

1. The time of a round, recorded in seconds and in hundredths of a second, is the time taken by an Athlete to complete the round, plus the time correction (see JRs Art. 232) if any. The time awarded to the Athlete starts running either upon crossing the starting line as per Art. 226.2 or upon expiration of the 45-second countdown (see JRs Art. 203.1.2), whichever occurs first. It extends to the moment when the mounted Athlete crosses the finishing line in the correct direction, after having jumped the last obstacle.
2. The round starts when the mounted Athlete passes the starting line in the correct direction for the first time after the bell has been rung. It extends to the moment when the mounted Athlete crosses the finishing line in the correct direction, after having jumped the last obstacle.
3. A display board, clearly visible for the Athlete, must show the 45-seconds countdown.

### **FEI ARTICLE 227 TIME ALLOWED**

The time allowed for a round in each competition is determined in relation to the length of the course and the speeds set forth under JRs Art. 234 and Annex II.

### **FEI ARTICLE 228 TIME LIMIT**

The time limit is equal to twice the time allowed for all competitions in which a time allowed has been set forth.

### **FEI ARTICLE 229 RECORDING THE TIME**

1. Each Competition at an Event must be timed by the same system or by means of the same type of timing equipment. FEI-homologated timing equipment is compulsory for all Olympic and Regional Games, FEI Championships, FEI World Cup™ Finals, CSIOs and CSIs unless circumstances warrant an exception to be authorized by the FEI Jumping Director. In all instances, the timekeeper is required to record the number of the Horse and the time taken to complete the round by the means of an electronic timing system. The time must be recorded to the one-hundredth of a second.
2. Two digital stopwatches are required in case the electronic timing system breaks down and a third watch to measure the time taken to resume the round after the bell has been rung for disobediences, interruptions, the time taken between two consecutive obstacles and the time limit for a resistance. The President or a member of the Ground Jury must have a digital stopwatch.
3. In any competition where the time is taken by stopwatches, the time is to be registered in seconds and in hundredths of a second. If two

timekeepers are used, only the time of one will be taken into account for the official timing, the time of the second timekeeper will be used as a back up.

4. In case of a breakdown of the electronic timing equipment, the time of any Athlete affected by the breakdown shall be determined by a stopwatch in hundredths of a second (for details see Annex IV).
5. A video recording may never be used to establish the time of an Athlete's round.
6. If the crossing of the starting and/or finishing line by the Athlete cannot be clearly judged from the Ground Jury box, one or two persons, one at the starting line and one at the finishing line, with a flag, must be placed at both of these lines to signal the crossing of the Athlete. The time taken by the Athlete to complete the round is to be registered at the Ground Jury box.

**NOTE:** For Equine Canada Gold classes only, time may be recorded in thousandths of a second if automatic equipment is available.

### **FEI ARTICLE 230 INTERRUPTED TIME**

1. While the clock is stopped, the Athlete remains free to move around until the ringing of the bell gives him permission to start again. The clock is restarted when the Athlete reaches the place where the clock was stopped. Exception, in the case of a disobedience with a knock-down, in which case JRs Art. 232 applies.
2. The responsibility for starting and stopping the clock rests solely with the judge in charge of the bell. The timing equipment must be such that this procedure can be followed. The timekeeper may not be made responsible for this function.
3. The electronic timing system must not only register the time of the Athlete's round, but must also include time corrections, if any.

### **FEI ARTICLE 231 DISOBEDIENCES DURING INTERRUPTED TIME**

1. The time of a round is interrupted only under the provisions of JRs Art. 232 and 233. The clock is not stopped in the event of a deviation from the course, a run-out or a refusal.
2. Disobediences are not penalised during interrupted time, except for the 2nd refusal following a refusal with a knockdown.
3. The provisions concerning elimination remain in force during interrupted time.

### **FEI ARTICLE 232 TIME CORRECTIONS**

1. If, as the result of a disobedience, an Athlete displaces or knocks down any obstacle or a flag defining the limits of the water jump, of a natural obstacle or in all cases where the nature of the obstacle is changed by knocking down the flag, the bell is rung and the clock is stopped until the obstacle has been rebuilt. When the obstacle has been rebuilt the bell is rung to indicate that the course is ready and that the Athlete can continue the round. The Athlete is penalized for a refusal and a time correction of 6 seconds is added to the time taken by the Athlete to complete his round. The clock is restarted at the moment when the horse leaves the ground at the obstacle where the refusal occurred. If a disobedience with the knock-down occurs at the second or subsequent



part of a combination the clock is restarted when the horse leaves the ground at the first element of the combination.

### **FEI ARTICLE 233 STOPPING DURING THE ROUND**

1. In the event of an Athlete not being able to continue his round for any reason or unforeseen circumstance, the bell should be rung to stop the Athlete. As soon as it is evident that the Athlete is stopping, the clock will be stopped. As soon as the course is ready again, the bell will be rung, and the clock will be restarted when the Athlete reaches the precise place where the clock was stopped; no penalty is incurred and six seconds are not added to the Athlete's time.
2. If the Athlete does not stop when the bell is rung, he continues at his own risk, and the clock should not be stopped. The Ground Jury must decide whether the Athlete is to be eliminated for ignoring the order to stop, or whether, under the circumstances, he should be allowed to continue. If the Athlete is not eliminated, and is allowed to continue his round, the scores obtained at the obstacles preceding and following the order to stop will count.
3. If the Athlete stops voluntarily to signal to the Ground Jury that the obstacle to be jumped is wrongly built or if due to unforeseen circumstances beyond the control of the Athlete, he is prevented from continuing his round under normal circumstances, the clock must be stopped immediately.
  - 3.1. If the dimensions are correct and the obstacle in question has been properly built or if the alleged unforeseen circumstances are not accepted as such by the Ground Jury, the Athlete will be penalized as for stopping during the round (see JRs Art. 223.1) and the time of his round will be increased by 6 seconds;
  - 3.2. if the obstacle or part of the obstacle needs to be rebuilt or if the unforeseen circumstances are accepted as such by the Ground Jury, the Athlete is not penalized. The time of the interruption must be deducted and the clock stopped until the moment when the Athlete takes up his track at the point where he stopped. Any delay incurred by the Athlete must be taken into consideration and an appropriate number of seconds deducted from his recorded time.

## **CHAPTER VI TABLES OF PENALTIES**

### **FEI ARTICLE 235 FAULTS**

1. Faults made between the starting line and the finishing line must be taken into consideration. Exception: A knock down of the last obstacle will be considered a fault if the upper element falls from one or both of its supports prior to the time the Athlete leaves the arena or until the bell is rung for the next Athlete to commence his round, whichever occurs first. Definition of Faults according to JRs Art. 217 and 218.
2. Disobediences committed during the time when the round is interrupted (see JRs Art. 231.3) are not penalized.
3. Disobediences, falls etc., occurring between the signal to start and the moment the Athlete crosses the starting line in the correct direction, are

not penalized.

### FEI ARTICLE 236 TABLE A

1. Faults are penalized in penalty points or by elimination according to the tables set out in this Chapter.

FAULT	PENALTY
(i) First Disobedience	Four Penalties
(ii) Obstacle knocked down while jumping	Four Penalties
(iii) One or more feet in the water jump or an imprint made by the foot or shoe on the lath defining its limits on the landing side	Four Penalties
(iv) First fall of Horse or Athlete or both in all Competitions	Elimination
(v) Second Disobedience or other infringement set forth under JRs Art. 241	Elimination
(vi) Exceeding the time limit	Elimination
(vii) Exceeding the time allowed in the first and second rounds and jump-offs not against the clock	<b>One</b> Penalty for every four seconds commenced
(viii) Exceeding the time allowed in a jump-off against the clock	One Penalty for each second or commenced fraction of a second

2. Penalties for the disobediences accumulate not just at the same obstacle but throughout the entire round.

### FEI ARTICLE 237 SCORES UNDER TABLE A

Adding the penalties for faults at the obstacles and the time penalties, gives the score obtained by the Athlete for his round. Time may be taken into consideration to separate equality for first place and/or following places according to the conditions laid down for the competition.

### FEI ARTICLE 238 METHODS OF DETERMINING THE SCORES UNDER TABLE A

1. Competitions not against the clock
  - 1.1. The Athletes with equality of penalties share the prizes. Depending on the conditions of the schedule, there may be one or two jump-offs not against the clock for those with equality of penalties for first place.
  - 1.2. This is a competition not against the clock with a time allowed but in the event of equality of penalties for first place there will be one jump-off against the clock. Other Athletes are placed according to their penalties in the first round.
  - 1.3. This is a competition not against the clock with a time allowed but in the event of equality of penalties for first place, there will be a first jump-off not against the clock and, in the event of further equality of penalties for first place, there will be a second jump-off against the clock. Other Athletes are placed according to their penalties in the first jump-off and if necessary in the first round.

2. Competitions against the clock
  - 2.1. Athletes with equality of penalties for any place are placed in accordance with the time taken to complete the round. In the event of equality of penalties and time for first place, there may be a jump-off over a shortened course over obstacles, which may be increased in height and/or spread in accordance with the provisions of the schedule.
  - 2.2. This is a competition against the clock, but in the event of equality of penalties for first place, there will be one jump-off against the clock. Other Athletes are placed according to their penalties and time in the first round. For minor competitions the jump-off may be run according to table C, if thus provided in the schedule.
  - 2.3. This is a competition against the clock as for 238.2.2, but if, in the first jump-off against the clock there are Athletes with equal penalties for first place, there will be a second jump-off against the clock. Other Athletes are placed according to their penalties and time in the first jump-off and if necessary according to their penalties and time in the first round.
3. In all competitions when the placing are determined against the clock, in the event of equality of penalties and time for first place, a jump-off may take place, over a shortened course over obstacles which may be increased in height and/or in spread, depending on the provisions of the schedule. If no provision for a jump-off is laid down in the schedule, it is considered that the competition will be run with no jump-off (see JRs Art. 245.6).
4. In no circumstances may the number of jump-offs in the same competition under JRs Art. 238.1.1 and 238.2.1 exceed two (see JRs Art. 245.4).

#### **FEI ARTICLE 239 TABLE C**

1. Faults under Table C are penalized in seconds which are added to the time taken by the Athlete to complete his round or by elimination.
2. Penalties under Table C

FAULT	PENALTY
Obstacle knocked down while jumping, one or more feet in the water jump or on the lath defining its limits on the landing side;	Four seconds (three seconds for two-phase Competitions, knock-out Competitions and for any jump-off under table C)  An exception may be permitted by the FEI Jumping Director allowing indoor Competitions to be run with two seconds added for a knock down.
(i) First Disobedience	None
(ii) First Disobedience, with a knock down and/or displacing of an obstacle	Time correction of six seconds
(iii) Second Disobedience or other infringement set forth under JRs Art. 241	Elimination
(iv) First fall of Horse or Athlete or both in all Competitions	Elimination

3. There is no time allowed under Table C. The following time limits are applicable:
  - (i) Three minutes, if the length of the course is more than 600 m or more, OR
  - (ii) Two minutes, if the length of the course is less than 600 m.
 Exceeding the time limit Elimination
4. Scores under Table C
 

Adding, the time of the round (including the seconds for time correction if any), plus four seconds for each obstacle knocked down (three seconds during a jump-off or the second phase of a two phase competition), gives the score obtained, in seconds, by the Athlete for his round.

## **CHAPTER VII FINES, YELLOW WARNING CARDS, ELIMINATIONS AND DISQUALIFICATIONS**

### **FEI ARTICLE 240 FINES AND YELLOW WARNING CARDS**

1. The President of the Ground Jury, the President of the Appeal Committee and the Chief Steward are authorised to issue a Yellow Warning Card in accordance with GRs Art. 169.7.1.
2. In the following cases fines may be imposed by the President of the Ground Jury and the President of the Appeal Committee, in accordance with the GRs, where appropriate):
  - 2.1. to an Athlete who has been eliminated and does not promptly leave the arena;
  - 2.2. to an Athlete who does not promptly leave the arena after his round;
  - 2.3. to an Athlete who has been eliminated or has retired and who

- makes more than one attempt to jump a single obstacle or jumps it in the wrong direction before leaving the arena;
- 2.4. an Athlete who has been eliminated for jumping one or several obstacles after passing the finishing line or jumps an obstacle without the permission of the Ground Jury for the press (see JRs Art. 202.6);
  - 2.5. an Athlete who uses obstacles that are different from those provided by the OC in the schooling areas (see JRs Art. 242.2.6 and 201.4);
  - 2.6. an Athlete who jumps or attempts to jump the practice obstacle placed in the arena more times than allowed (see JRs Art. 202.4, 242.2.3 and 262.1.9);
  - 2.7. an Athlete who does not salute the Ground Jury or the official personalities on entering the arena (see JRs Art. 256.2.1);
  - 2.8. failure to display the identification number in case of repeated offence (see JRs Art. 282.2);
  - 2.9. an Athlete who violates the advertising rules (see also GRs Art. 135) or does not comply with the rules regarding dress and saddlery (see JRs Art. 256.1 and 257).
  - 2.10. an Athlete who does not comply with the directives of the OC;
  - 2.11. an Athlete who touches an obstacle to the effect of changing it;
  - 2.12. an Athlete who does not follow orders or shows incorrect behaviour towards Event Officials or any other party connected with the Event (other Athlete, FEI employee or representative, journalist, public, etc.);
  - 2.13. an Athlete who repeats offences after a warning;
3. All fines imposed by the President of the Ground Jury or the Appeal Committee are invoiced to the NF concerned by the FEI and are paid to the FEI.

#### **FEI ARTICLE 241 ELIMINATIONS**

1. Unless otherwise specified in the Rules or in the conditions for the Competitions, Elimination means that the Athlete with the Horse in question may not continue in the Competition at issue.
2. The Athlete has the right to jump one single obstacle, after retiring or after being eliminated, providing that obstacle is part of the course of the current competition. This however does not apply to elimination resulting from a fall.
3. The following paragraphs lay down the reasons for which Athletes are eliminated in Jumping Competitions. The Ground Jury must enforce elimination under the following circumstances:
  - 3.1. jumping or attempting to jump an obstacle in the arena before the start of the round except for the practice obstacle(s) authorized by the Ground Jury (see JRs Art. 202.3);
  - 3.2. starting before the signal is given and jumping the first obstacle of the course (see JRs Art. 202.5 and 203.1.2);
  - 3.3. taking more than 45 seconds to jump the first obstacle after the time of the round has started, except all cases relating to circumstances beyond the influence of the Athlete (see Article JRs Art. 203.1.2);
  - 3.4. a horse resisting for 45 consecutive seconds during the round (see JRs Art. 223.2);

- 3.5. taking more than 45 seconds to jump the next obstacle, or jump the last obstacle and cross the finish line;
- 3.6. jumping the first obstacle while omitting to cross the starting line between the flags in the correct direction (see JRs Art. 220.1.2);
- 3.7. omitting a compulsory turning point or not following the track indicated by a continuous line on the course plan, precisely;
- 3.8. attempting to or jumping an obstacle which does not form part of the course during the round (see JRs Art. 220.1.5);
- 3.9. omitting to jump an obstacle of the course (see JRs Art. 220.1.5) or after a run-out or a refusal, failing to attempt to jump again the obstacle where the fault was committed.
- 3.10. jumping an obstacle out of order (see JRs Art. 220.1.4);
- 3.11. jumping an obstacle in the wrong direction (see JRs Art. 220.1.4);
- 3.12. exceeding the time limit (see JRs Art. 236 and 239);
- 3.13. following a refusal jumping or attempting to jump an obstacle which has been knocked down, before it has been rebuilt;
- 3.14. jumping or attempting to jump an obstacle after an interruption without waiting for the bell (see JRs Art. 203.3);
- 3.15. not jumping all the elements of a combination again after a refusal or run-out (see JRs Art. 212.3) except in the case of the closed part of a combination (see JRs Art. 214);
- 3.16. not taking each element of a combination separately and consecutively (see JRs Art. 212.2);
- 3.17. not crossing the finishing line between the flags mounted in the correct direction, after having jumped the last obstacle (except in certain special competitions) before leaving the arena (see JRs Art. 226.2);
- 3.18. Athlete and/or horse leaving the arena without permission of the Ground Jury, including prior to starting;
- 3.19. a loose horse leaving the arena before the end of the round, including prior to starting;
- 3.20. accepting while mounted any object whatsoever during a round other than headgear and/or spectacles;
- 3.21. using a whip of more than 75 cm in length or weighted at the end, on the showground or in its immediate proximity of the showground. No substitute for a whip may be carried. (For exception to this article refer to JRs Art. 257.2.2);
- 3.22. an accident to an Athlete or to a horse which prevents him from completing the competition (see JRs Art. 258);
- 3.23. not leaving a closed combination in the right direction or displacing a closed combination;
- 3.24. Second disobedience during the course of a round (see JRs Art. 236 and 239);
- 3.25. Fall of Athlete or horse during the round (see JRs Art. 224, 236 and 239);
- 3.26. if the Ground Jury feels that for any reason horse or Athlete is unfit to continue in competition.
- 3.27. jumping or attempting to jump an obstacle in the arena after the completion of a round (refer to JRs Art. 202.6 regarding authorisation to jump an obstacle for the press).
4. Elimination is left to the discretion of the Ground Jury in the following cases:

- 4.1. not entering the arena when the Athlete's name and/or number is called;
- 4.2. not entering the arena mounted or not leaving the arena mounted;
- 4.3. all physical unauthorized assistance, except for paragraph 3.20 above;
- 4.4. schooling a horse in speed competitions under table A or C, without informing the OC in advance;
- 4.5. not stopping when the bell is rung during the round (see JRs Art. 203.2 and 233.2).

#### **FEI ARTICLE 242 DISQUALIFICATIONS**

1. Disqualification means that the Athlete, the horse(s) and/or any combination of both is/are disqualified from the Competition at issue or from the entire Event. Disqualification may also be retroactive.
2. The Ground Jury may impose Disqualification in the following cases:
  - 2.1. entering the arena on foot once the competition has started;
  - 2.2. exercising horses in the arena or jumping or attempting to jump an obstacle without the permission of the Ground Jury (see JRs Art. 202.2, 202.5 and 202.6);
  - 2.3. jumping or attempting to jump the practice obstacle in the arena more times than authorized (see JRs Art. 202.4, 240.2.6 and 262.1.9);
  - 2.4. jumping or attempting to jump any obstacle in the arena or an obstacle forming part of a subsequent competition (see JRs Art. 202.5);
  - 2.5. retiring, before a jump-off, without permission of the Ground Jury or without valid reason;
  - 2.6. exercising horses during the course of an event over obstacles different from those provided by the Organizing Committee (see JRs Art. 240.2.5 and 201.4);
  - 2.7. jumping the obstacles in the schooling areas in the wrong direction or jumping the practice obstacle, if any, in the arena in the wrong direction (see JRs Art. 201.4 and 202.4);
  - 2.8. all cases of abuse and/or ill treatment of Horses reported by a member of the Ground Jury or of the Appeal Committee or by a Steward, or by any other person to an Official (see GRs Art. 142.2) including, but not limited to, cases arising VRs Art. 1034 (Standard Method of Examination for Limb Sensitivity);
3. Mandatory Disqualification
  - 3.1 Horses bleeding on the flank(s), in the mouth or nose or marks indicating excessive use of spurs or of the whip anywhere on the Horse (in minor cases of blood in the mouth, such as where a Horse appears to have bitten its tongue or lip, Officials may authorize the rinsing or wiping of the mouth and allow the Athlete to continue; any further evidence of blood in the mouth will result in Disqualification.);
  - 3.2 It is forbidden to jump unauthorised obstacles in any place on the showground or to leave the showground with the horse for any purpose during the period of the Event. This will result in Disqualification.

#### **FEI ARTICLE 243 ABUSE OF HORSES (SEE ALSO GRs ART. 142)**

1. All forms of cruel, inhumane or abusive treatment of Horses, which include, but are not limited to various forms of rapping, are strictly forbidden (see JRs Art. 242.2.8).  
Any act or series of actions that in the opinion of the Ground Jury can

be deemed abuse of a Horse shall be penalized according to the General Regulations with one or more of the following penalties:

- (i) yellow warning card (see also JRs Art. 242.1 and GRs Art. 142);
- (ii) elimination;
- (iii) fine;
- (iv) disqualification.

2. The following is considered abuse of a Horse:

2.1. Rapping Horses

The term "rapping" is construed to include all of the artificial techniques intended to induce the horse to jump higher or more carefully in competition. It is not practical to list every possible means of rapping, but in general it consists of the Athlete - and/or dismounted assistants, for whose behaviour the Athlete is responsible - either hitting the horse's legs manually with something (no matter with what or by whom) or deliberately causing the horse to hit something itself, whether by building obstacles too large and/or too wide, setting false ground lines, placing trotting poles or the elements of a combination at a false distance, intentionally pulling or pushing the horse into an obstacle or otherwise making it difficult or impossible for the horse to negotiate the practice obstacle without hitting it.

In the case of rapping or any other abusive schooling practice within the period of jurisdiction of the Ground Jury, the Athlete and the horse concerned will be disqualified from all competitions for at least twenty-four hours. In addition, the Ground Jury may take any further action it deems appropriate under the circumstances, including, but not limited to, disqualifying the Athlete and/or Horse from the entire Event.

2.2 Excessive use of the whip

- The whip may not be used to vent an Athlete's temper. Such use is always excessive;
- The whip is not to be used after elimination;
- The whip is never to be used overhand, (for example a whip in the right hand being used on the left flank). The use of a whip on a Horse's head is always excessive use;
- A Horse should never be hit more than three times in a row. If a Horse's skin is broken, it is always considered excessive use of the whip;
  - An Athlete identified as misusing or excessively using the whip will be disqualified and may be fined at the discretion of the Ground Jury.

2.3 Abuse of a Horse in any other form (such as, but not limited to, hypersensitising or desensitising the limbs, the use of banned schooling methods, excessive use of spurs and other cases as specified in the VRs or any other FEI rules and regulations) is also prohibited and must be penalised appropriately under these rules.

## **ARTICLE 244 BOOT AND BANDAGE CONTROL**

This article applies to FEI competitions only; for EC sanctioned competitions please see Annex 1.

Boot and Bandage Control (see also JRs Art. 257.2.3 and VRs Art. 1025.18, 1025.19 and 1035). It is obligatory to carry out boot and bandage



control on all Horses taking part in the Grand Prix, Nations Cup Competition, and during the Competition with the highest prize money at each Event. It is also recommended that boot and bandage control be carried out during other Competitions. Refer to the VRs and to the Jumping Stewards Manual for the procedure for boot and bandage control.

\*The above rule pertains to FEI competitions only. For purposes of EC-sanctioned competitions:

Boot and bandage control is not mandatory; however Boot and bandage control may be carried out at EC-sanctioned jumper competitions at the discretion of the Ground Jury, in consultation with the competition veterinarian and competition chief steward.

## **CHAPTER VIII JUMP-OFFS**

### **FEI ARTICLE 245 JUMP-OFFS-GENERAL**

1. Only Athletes who are in equal first place after one or several preliminary rounds of the same competition may take part in a jump-off. Athletes must start the same horse in the jump-off as in the initial round.
2. In principle a jump-off must take place under the same rules and table as the original competition and the rules for jump-offs in that type of competition. However the jump off from a minor table A competition may be judged under table C, providing it is specified in the schedule. In any case all jump offs must be held immediately after the original round(s) of the competition.
3. If specified in the schedule the Organizing Committee may decide that Athletes, who have completed their preliminary round without penalties, must proceed to the jump-off immediately following their preliminary round. In this case, the bell must be rung again to signal the Athlete to start the jump-off course, during which 45 second rule set forth in JRs 203.1.2 applies. Athletes, qualified for the jump-off, are not allowed to leave the arena, between their preliminary round and the jump-off. This type of jump-off is only allowed for competitions under table A, according to JRs Art. 238.1.2 and 238.2.2 and is not authorized for a Grand Prix competition or for the competition with the highest prize money. If there are no clear rounds in the preliminary round, the classification is established according to JRs Art. 238.1.1, or 238.2.1 as applicable.
4. Unless otherwise laid down in these JRs (Power and Skill competitions) no competition may involve more than two jump-offs.
5. The order of starting in the jump-off(s) must remain the same as the order of starting fixed for the round preceding the jump-off, except where otherwise specified in the schedule or the JRs.
- 5.1 The order of starting in the jump-off of an individual Competition counting for the Longines Rankings may be established in reverse order of the Athletes' times in the previous round as an alternative to the same starting order used in the previous round. The method of establishing the starting order in the jump-off must be stated in the Event Schedule; if not specified, the starting order will be the

same as in the previous round.

- 5.2 Horses which lose a shoe prior to starting in the initial round of a one round competition with a jump-off will be given a later starting position. In a jump-off a horse that loses a shoe prior to starting will be given a new starting place three positions later. If the horse in question has not had its shoe replaced by that time, the Ground Jury will decide whether, at its discretion, the horse in question should receive a later starting place or be eliminated.
6. In the event of equality of score for the first place, a jump-off may take place according to the provisions of the schedule. If no provision for a jump-off is laid down in the schedule, it will be considered that the competition is run with no jump-off.

#### **FEI ARTICLE 246 OBSTACLES IN THE JUMP-OFF**

1. . The obstacles in the jump-off(s) may be altered in height and/or spread (partially or totally), without exceeding the limits set forth in JRS Art. 208.5. However, the dimensions of the obstacles in the jump-off may only be increased if the Athletes sharing first place have completed the previous round without jumping penalties.
3. The number of obstacles in a jump-off may be reduced to a minimum of six (combinations count as one obstacle).
4. The shape, the type and the colour of the obstacles for a jump-off may not be altered, but it is permitted to leave out one or more of the elements of a combination obstacle. If the combination obstacle is a treble or a quadruple, the centre element(s) only may not be omitted.
5. The order of the obstacles for a jump-off may be altered, compared to the original course.
6. In a jump-off, the distance between the elements of a combination obstacle may never be altered.
7. A maximum of two additional single obstacles may be added to the course of a jump-off. Both obstacles must be on the course during the course inspection or will be built from obstacles of the previous round or rounds. These obstacles may consist of two spread or two vertical obstacles or one spread and one vertical. It must be clearly indicated both on the course plan and at the obstacle(s) in question, whether the obstacle(s) may be jumped from either side or just from one side. If an obstacle included in the initial previous round(s) is jumped from the opposite direction in the jump-off, the obstacle is considered as one of the two additional obstacles allowed. A vertical in the first or second round may be converted to a spread obstacle or vice-versa in the jump-off, in which case it will be considered one of the two additional obstacles.

#### **FEI ARTICLE 247 ELIMINATION OR WITHDRAWAL FROM A JUMP-OFF**

1. An Athlete who is eliminated in a jump-off will be placed last of the Athletes who have completed the jump-off. .
2. . An Athlete, who with the permission of the Ground Jury withdraws from a jump-off, must always be placed after an Athlete eliminated or who retires for a valid reason on the course. Athletes, who retire for no valid reason or who have themselves eliminated on purpose are placed equal with Athletes, who have withdrawn from the same jump-off.

3. If before a deciding jump-off, two or more Athletes decline to take part in the jump-off, the Ground Jury will decide whether this refusal can be accepted or must be rejected. If the Ground Jury accepts the refusal, the Organizing Committee will award the trophy by lot and the prize money will be added together and shared equally between the Athletes. If the Ground Jury's instruction to continue is not followed by Athletes, no trophy will be awarded and the Athletes will each only receive the prize money and the lowest placing for which they would have jumped-off.

## **CHAPTER IX PLACING**

### **FEI ARTICLE 248 INDIVIDUAL PLACING AND PRIZE GIVING**

1. The placing of an individual Athlete is decided according to the table in use and the instructions of the general programme for the competition or amendments noted on the course plan.
2. Any Athlete who has no chance of being placed may, at the discretion of the Ground Jury, be stopped at any time during his round.
3. Athletes who are unable to complete the first round of a competition have no right to any prize, except in certain special competitions.
4. Prize winners of qualifying competitions retain the prizes they have won even if they decline to take part in the final competition for which they have qualified.
5. Prize winners must take part in the prize giving ceremony and should do so with the placed horses. The Ground Jury, however, for safety reasons, may make exceptions. If a prize winner fails, without plausible excuse, to take part at the prize giving ceremony, the Ground Jury, at its discretion, may decide to allow the OC to withhold the Athlete's prize. Therefore, the Organizing Committee must publish in the schedule and programme the number of prize winners required to take part in the ceremony. If the schedule or programme does not indicate the number that must be present, then all Athletes and horses placed must attend the prize-giving ceremony.

## **CHAPTER X ATHLETES AND HORSES**

### **FEI ARTICLE 252 THE STARTING ORDER**

1. The draw for the order.
  - 1.1. Championships/CSIO- Team and Individuals
    - 1.1.1. A draw will first take place to determine the order of starting of the individual Athletes entered in addition teams, regardless of their nationality.
    - 1.1.2. A second draw will then take place to decide the order in which the NFs, which have entered teams, will start. Each Chef d'Equipe will then fix the order in which he wishes his team Athletes to start in the order of the NFs. These Athletes will be inserted in sequence in the remaining spaces between the individual Athletes.

- 1.1.3. If an individual Athlete has more than one horse taking part in the competition, the Ground Jury will adjust the starting order in such a manner that if possible an interval of at least ten Athletes is provided between these individual horses.
- 1.1.4. If a Chef d'Equipe decides to change the Athletes and horses after the starting order has been published, it is possible that one Athlete must ride two horses too close together. In this case the Chef d'Equipe must inform the Ground Jury or the OC at least one hour before the start of the competition. The Ground Jury may then alter the starting order as far as this Athlete only is concerned.
3. The starting order may not be drawn in alphabetical order of the names of the Athletes or of the horses.
5. Rotating the starting order in individual competitions  
Rotation is mandatory but the system of rotation to be applied is at the discretion of the OC.
- 5.1 At Events where the Athletes are allowed to ride two or three Horses in individual Competitions, the following procedure is acceptable to achieve rotation of the starting order in the individual Competitions included in the programme:
  - 5.1.1. if the Schedule provides that the same Horse is allowed to take part in more than one individual Competition per day and throughout the Event, the number of Horses must be divided by the number of individual Competitions;
  - 5.1.2. if the Schedule provides that the same Horse is allowed to take part in only one Competition per day and throughout the Event, the number of Horses must be divided by the number of days on which individual Competitions take place.
- 5.2. At Events where the schedule provides that Athletes are allowed to ride only one Horse in each individual Competition, the Athletes are drawn and their Horses carry successive numbers:
  - First Athlete: 1, 2, 3 (number of his Horses)
  - Second Athlete: 4, 5

The rotation follows the same procedure as in paragraph 5.1.1 and 5.1.2 above, but in this case the number of Athletes must be divided by the number of individual Competitions or by the number of days on which individual Competitions take place. (Moved from previous Annex VI)

## **FEI ARTICLE 258 ACCIDENTS**

1. In the event of an accident preventing either the Athlete or a horse from finishing, both incur Elimination. If, despite the accident, the Athlete completes the round but does not leave the arena mounted, he does not incur elimination.
2. If the Ground Jury finds that either Athlete or Horse, after an accident, is not fit to compete they must impose Elimination.

## **CHAPTER XII COMPETITIONS**

### **FEI ARTICLE 261 NORMAL COMPETITIONS AND GRAND PRIX COMPETITIONS**

1. Normal and Grand Prix competitions (the latter must be explicitly designated in the schedule) are those in which performance over obstacles is the principle factor although speed may be introduced to separate equality for first place by a first jump-off or by a maximum of two jump-offs.
2. These competitions are judged under Table A against or not against the clock, but always with a time allowed.
3. The course is built primarily to test the ability of the horse over the obstacles. The number of obstacles, their type, their height and spread, within the laid down limits, are the responsibility of Organizing Committees.
5. Grand Prix competitions must be conducted in accordance with one of the following formulae:
  - 5.1. over one round with one or two jump-offs, the first or the second jump-off against the clock, or both against the clock;
  - 5.2. over two rounds (identical or different) with one eventual jump-off against the clock;
  - 5.3. over two rounds, with the second round against the clock.

### **FEI ARTICLE 262 POWER AND SKILL COMPETITIONS**

1. General
  - 1.1. The aim of these competitions is to demonstrate the ability of the horse to jump a limited number of large obstacles.
  - 1.2. In the event of equality for first place, there must be successive jump-offs.
  - 1.3. The obstacles of the jump-offs must always be the same shape, the same type and the same colour as in the initial round.
  - 1.4. If, at the end of the third jump-off, there is no single winner, the Ground Jury may stop the competition. After the fourth jump-off, the Ground Jury must stop the competition. The Athletes left in the competition are placed equal.
  - 1.5. If, after the third jump-off, the Athletes do not wish to continue, the Jury must stop the competition.
  - 1.6. There cannot be a fourth jump-off if Athletes have not had a faultless round in the third jump-off.
  - 1.7. Time is never a deciding factor in the event of equality of penalties. There is no time allowed and no time limit.
  - 1.8. These competitions are judged under Table A not against the clock.
  - 1.9. If it is not possible for Athletes to school in the practice arena, a practice obstacle must be placed in the arena. An optional obstacle is not allowed.
  - 1.10. If the dimensions of the arena and the number of Athletes permit it, the Ground Jury may decide that the Athletes still in the competition may remain in the arena after the first or second jump-off. In this case, the Ground Jury may decide to allow a practice obstacle.
2. Puissance

- 2.1. The initial round will comprise from 4 to 6 single obstacles of which at least one must be a vertical obstacle. The first obstacle must be at least 1.40 m in height, two obstacles from 1.60 m to 1.70 m and one wall or vertical obstacle, which may vary from 1.70 m to 1.80 m in height. All combination obstacles, water jumps, ditches and natural obstacles are forbidden. It is permissible to use a wall with a sloping face on the take-off side (maximum slope of 30 cm offset at the base).
- 2.2. A vertical obstacle instead of a wall may be used, in which case, planks with a pole on top or a combination of planks and poles with a pole on top or all poles may be used as a substitute.
- 2.3. In the event of equality for first place, there must be successive jump-offs over two obstacles, which must be a wall or a vertical obstacle and a spread obstacle (see JRs Art. 246.1).
- 2.4. In the jump-offs, both obstacles must be increased regularly in height and the spread obstacle also in spread. The vertical obstacle or wall may be increased in height only if Athletes equal for first place have not been penalized in the preceding round (see JRs Art. 246.1).
3. Six Bar Competition
  - 3.1. In this competition, six vertical obstacles are placed in a straight line about 11 m apart from each other. They must be identically constructed and composed only of poles of the same type. The number of obstacles may be reduced depending on the size of arena.
  - 3.2. All the obstacles may be kept at the same height, for example 1,20 m, or at progressive heights, for example 1.10 m, 1.20 m, 1.30 m, 1.40 m, 1.50 m, 1.60 m, or the first two at 1.20 m, the next two at 1.30 m and so on.
  - 3.3. In the event of a refusal or a run-out, the Athlete must restart the course at the obstacle where the fault was made.
  - 3.4. The first jump-off must take place over the six obstacles which must be raised unless the Athletes who are equal for first place have been penalized in the first round. After the first jump-off, the number of obstacles may be reduced to four but the distance between them must be kept at about 11 m as required initially (the lower obstacles should be withdrawn).
4. Masters
  - 4.1. This is a Competition with an initial round and a maximum of four jump-offs. In the initial round, a course of six obstacles (including one double) is built at a maximum height of 1.50 m, maximum spread 1.40 – 1.70 m. In each jump-off, when the Athlete enters the arena, he selects one obstacle to be raised. The first fault eliminates the Athlete. In this case, the obstacle that has been raised is lowered to its height prior to being raised by the Athlete. The obstacles may only be raised a second time in the same jump-off providing all of the obstacles have already been raised and have not been lowered to their initial height for that jump-off.
  - 4.2. In case of equality of penalties after the 3<sup>rd</sup> jump-off, a 4<sup>th</sup> jump off against the clock, without altering the height of the obstacles, takes place among the Athletes concerned to decide the classification. The maximum height and spread in the 4<sup>th</sup> and final jump-off are: Height: 1.70m maximum – Spread: 2m maximum – Triple bar: 2.20m maximum.

## **FEI ARTICLE 263 HUNTING COMPETITION OR SPEED AND HANDINESS COMPETITION**

1. The aim of these competitions is to demonstrate the horse's obedience, handiness and speed.
2. These competitions are judged under Table C (see JRs Art. 239).
3. Courses must be twisting, with obstacles very varied (alternative obstacles allowed, giving the Athlete the opportunity to shorten his track, but by taking a more difficult obstacle). Competitions over certain natural obstacles such as banks, slopes, ditches, etc. are called Hunting competitions and must be so named in the schedule. All other competitions (of this type) are called Speed and Handiness competitions.
4. No fixed track to be followed is laid down on the plan. The plan must only be marked with a series of arrows showing the direction in which each obstacle must be jumped.
5. Compulsory turning points are included only if absolutely necessary.

## **FEI ARTICLE 266 FAULT-AND-OUT COMPETITION**

1. This competition takes place against the clock over medium sized obstacles each with its own number. Combination obstacles are not allowed. The round finishes at the first fault committed of whatever nature (obstacle knocked down, any disobedience, fall etc).  
When an obstacle is knocked down or when the fixed time is reached, the bell is rung. The Athlete must then jump the next obstacle and the clock is stopped at the moment when the horse's forefeet touch the ground, but no points are given for the obstacle jumped after the bell has rung.
2. In this competition bonus points are awarded: 2 points for an obstacle jumped correctly and 1 point for an obstacle knocked down.
3. When the fault, which ends the round, is other than a knock down, such as disobedience, a fall or when the Athlete does not jump the obstacle over which the clock must be stopped, the bell is rung. The Athlete is then placed last of those who have obtained the same number of points.
4. The winner of the competition is the Athlete who obtains the greatest number of points. In the event of equality, the Athletes' times are taken into consideration and the Athlete with the fastest time will be declared the winner.
5. A Fault-and-Out competition may be organized in two ways:
  - 5.1. Over a set number of obstacles:  
When the competition takes place over a maximum number of obstacles and the Athlete has jumped the last obstacle, the clock is stopped at the moment when the Athlete crosses the finishing line. In the event of equality of points and time for first place only, there must be a Fault-and-Out jump-off over a limited number of obstacles.
  - 5.2. With a fixed time of 60 to 90 seconds (45 in indoor arenas):  
The Athlete takes the greatest number of obstacles in the fixed time and restarts the course if the fixed time has not yet been reached.  
If the fixed time is reached at the moment when the horse is already taking off, this obstacle counts whether it is knocked down or not. Time

is taken at the following obstacle, at the moment when the horse's forefeet touch the ground on landing. If there is an equality of penalties and time, Athletes are placed equal.

### **FEI ARTICLE 267 HIT-AND-HURRY COMPETITION**

1. In this competition, instead of being eliminated at the first fault, the Athlete gets two points for an obstacle correctly jumped and one point for an obstacle knocked down. Combination obstacles are not allowed.
2. This competition takes place with a fixed time of 60 to 90 seconds (45 seconds indoors). Disobediences are penalized by the time lost by the Athlete, but two disobediences and the first fall stop the Athlete. In this case, the Athlete will be placed last of the Athletes who have obtained the same number of points.
3. The winner of the competition will be the Athlete who at the end of the fixed time has acquired the greatest number of points in the fastest time.
4. When the fixed time is reached, the bell is rung. The Athlete must then jump the next obstacle and the clock is stopped at the moment when the horse's forefeet reach the ground, but he is given no points for the obstacle jumped after the bell has rung.
5. If the fixed time is reached at the moment when the horse is already taking off, this obstacle, whether it is knocked down or not, counts. The Athlete's time is taken at the next obstacle as in paragraph 4. If an Athlete has a disobedience and displaces or knocks down an obstacle, the fixed time must be decreased by six seconds and the bell must be rung accordingly.
6. When the Athlete does not jump at the first attempt the obstacle at which the clock should be stopped, the round is ended. The Athlete is then placed last of those who have obtained the same number of points.

### **FEI ARTICLE 268 RELAY COMPETITIONS**

1. General
  - 1.1. These competitions are for teams of two or three Athletes. The team members enter the arena together
  - 1.2. The course shown on the plan must be completed consecutively according to the number of team members.
  - 1.3. The Athlete going through the starting line must jump the first obstacle and the Athlete jumping the last obstacle must also cross the finishing line in order to stop the clock. If an Athlete crosses the finishing line after another Athlete has jumped the penultimate obstacle, the team is eliminated.
  - 1.4. The time of the round is taken from the moment when the first Athlete crosses the starting line until the last member of the team passes the finishing line.
  - 1.5. The time allowed is based on the speed for the competition and the length of the course multiplied by the number of team members.
  - 1.6. If, during the round, disobediences with knock down are committed, the time corrections must be added to the time taken to complete the round (see JRs Art. 232).
  - 1.7. The elimination of a team member incurs the elimination of the whole



team.

- 1.8. The second disobedience by any team member or the first fall by an Athlete/horse eliminates the whole team.
- 1.9. The team is eliminated if, in changing over, the Athlete takes off to jump an obstacle before the forefeet of the horse of his team member have reached the ground.
2. Relay competitions are run as follows:
  - 2.1. Normal Relays
    - 2.1.1. In these competitions the first Athlete jumps his round and having taken the last obstacle the next Athlete starts his round and so on.
    - 2.1.2. As soon as the horses' forefeet of his team member jumping the last obstacle have reached the ground, the next Athlete may jump his first obstacle.
    - 2.1.3. These competitions are run under Table C.
  - 2.2. Fault-and-Out Relays

Fault-and-Out Relays take place according to the provisions laid down for the Fault-and-Out Competition under JRs Art. 266 either over a maximum number of obstacles to be jumped by the whole team or with a fixed total time during which the whole team must jump the greatest number of obstacles.

    - 2.2.1. Over a maximum number of obstacles
      - 2.2.1.1 The change over, indicated by a sound of the bell, is compulsory when each Athlete has completed his round or when an Athlete commits a fault, except at the last obstacle. His team member must then take over respectively at the first obstacle or at the next obstacle where a knockdown has occurred or at the obstacle where disobedience has been committed.
      - 2.2.1.2 If the last team member has completed his round with no penalty or if he knocks down the last obstacle of the course, his round ends at the finishing line and the clock must be stopped at this moment.
      - 2.2.1.3 When the last competitor knocks down an obstacle of the course, other than the last one, the bell is rung and the competitor must then jump the next obstacle to allow his time to be recorded. When this competitor, for any other reason, does not jump the obstacle at which the clock must be stopped, the whole team is placed last of those who have obtained the same number of points and have their time recorded.
      - 2.2.1.4 In this competition bonus points are awarded: 2 points for an obstacle jumped correctly and 1 point for an obstacle knocked down. One point is deducted for the first disobedience, two points for the following disobedience committed by each of the second or the third team member depending on the number of Athletes in the team. One point is deducted for each commenced second exceeding the time allowed.
      - 2.2.1.5 The classification is reached according to the highest number of points obtained by the team and the fastest time.
    - 2.2.2. With a fixed total time
      - 2.2.2.1 In this case, the above provisions under paragraphs 2.2.1.1, 2.2.1.3, 2.2.1.4, and 2.2.1.5. must be applied.
      - 2.2.2.2 Each team has 45 (minimum) to 90 (maximum) seconds

- multiplied by the number of team members.
- 2.2.2.3 The team takes the greatest number of obstacles in the fixed time and the first team member restarts the course if the fixed time has not yet been reached.
  - 2.2.2.4 If the last Athlete knocks down the last obstacle of his round, he must jump the first obstacle of the course to allow the time to be recorded.
  - 2.2.2.5 If, during the round a disobedience with a knock down is committed, the 6 seconds time correction is deducted from the fixed time.
- 2.3. Fault-and-Out Successive Relays: These competitions take place according to the same rules as for the Fault-and-Out Relays over a maximum number of obstacles. However, the Athletes take over from each other after each fault until the course has been completed by as many times as the number of members in each team.
- 2.4. Fault-and-Out Optional Relays
- 2.4.1. In these competitions the Athletes may take over as they like in the competition but a change over is compulsory, indicated by a sound of the bell, when each Athlete has completed his course or at the point where a fault is committed.
  - 2.4.2. Optional relays are run under Table C.

#### **FEI ARTICLE 269 ACCUMULATOR COMPETITION**

- 1. This competition takes place over 6, 8 or 10 obstacles with an increasing difficulty. Combination obstacles are not allowed. The increasing difficulty is not solely due to the height and spread of the obstacles, but also to the difficulty of the track.
  - 2. Bonus points are awarded as follows: 1 point for obstacle No 1 not knocked down, 2 points for No 2, 3 points for No 3, etc. with a total of 21, 36 or 55 points. No point is awarded for an obstacle knocked down. Faults other than knock-downs are penalized as for Table A.
  - 3. This competition may take place either with the first round against the clock without a jump-off, or against the clock or not against the clock with a jump-off in case of equality of points for first place following the initial round. In case of a jump-off there will be a minimum of six obstacles, which may be increased in height and/or spread. The obstacles in the jump-off must be jumped in the same order as in the first round and retain their respective points allotted in the first round.
  - 4. If the competition takes place not against the clock with a jump-off, Athletes not qualified for the jump-off are placed according to their points obtained in the first round, disregarding the time. If the competition takes place with the first round against the clock and a jump-off, Athletes not qualified for the jump-off are placed according to penalties and time obtained in the first round.
  - 5. For the last obstacle of the course, an alternative obstacle may be provided, of which one element may be designated the Joker. The Joker must be more difficult than the alternative obstacle and carry double points. If the Joker is knocked down, these points must be deducted from the total points obtained so far by the Athlete.
- 5.1. As an option, the Joker may be placed after the finish line, in which case it is not part of the main course and the following formula must be

used: After the fixed time has expired, the bell is rung to end the athlete's round. The athlete must cross the finishing line to have his time recorded and then the Athlete has crossed the finish line his time is recorded and he has 20 seconds in which to attempt the Joker once. If the Joker is correctly jumped, the athlete earns double points of the last obstacle of the main course. If the Joker is knocked down (JRs Art. 217.1), these double points must be deducted from the total points obtained so far by the athlete.

### **FEI ARTICLE 270 TOP SCORE COMPETITION (GAMBLER'S CHOICE)**

1. In this competition, a certain number of obstacles are set up in the arena. Each obstacle carries from 10 to 120 points according to its difficulty. Combination obstacles are not allowed.
2. The obstacles must be built so that they can be jumped in both directions.
3. The points allocated to the obstacles may be repeated at the discretion of the Course Designer. If it is not possible to place 12 obstacles in the arena, it is up to him to delete the obstacles he wishes.
4. The Athlete is credited with the number of points carried by each obstacle that he has jumped correctly. No points are awarded for an obstacle knocked down.
5. A fixed time of 45 seconds (minimum) to 90 seconds (maximum) is allocated in this Competition. During this time, the Athlete may jump any of the obstacles he wishes in any order and in any direction. He may cross the starting line in either direction. (The starting line must be provided with four flags - there must be a red and a white flag at each end of the line.) During his round, the Athlete is permitted to cross the starting and finishing lines in either direction, as often as he wishes.
6. The bell is rung to declare the end of the fixed time during which points may be obtained. The Athlete must then cross the finishing line in one direction or the other in order for his time to be recorded; if he does not cross the finish line he is eliminated. The finishing line must be provided with four flags - there must be a red and a white flag at each end of the line.
7. If the fixed time is reached at the moment when the horse is already taking off at an obstacle, this obstacle is included in the Athlete's Score if it is jumped correctly.
8. Any obstacle knocked down during a round will not be rebuilt; if it is jumped again, no points will be credited to the Athlete. The same applies for knocking down an obstacle as a result of a Disobedience or for displacing a lower part of an obstacle, which is positioned in the same vertical plane as the highest part. In the case of a disobedience without a knock-down, the Athlete may jump that obstacle or continue to another obstacle.
9. Each obstacle may be jumped twice. The act, voluntarily or not, of jumping an obstacle for the third time or of passing between the flags of an obstacle already knocked down does not incur elimination. However, the Athlete does not score the points allotted to this obstacle.
10. All disobediences are penalized by the time lost by the Athlete. A fall of Horse or Athlete is penalised by Elimination (see JRs Art. 241.3.25).
11. The Athlete who has obtained the highest number of points will be

declared the winner. In the event of equality of points, the fastest time taken between the start of the fixed time and the crossing of the finishing line after the bell has been rung will decide. In the event of equality of points and time for first place, there will be a jump-off according to the same formula with a fixed time of 40 seconds, provided that this is mentioned in the Schedule (see JRs Art. 245.6). If not mentioned, the Athletes with equal points and time will share the prize.

12. There are two options for using a joker
- 12.1. An obstacle may be provided in the course duly marked by flags and called "Joker". The Joker may be jumped twice; 200 points are awarded each time this obstacle is jumped correctly, but if it is knocked down, 200 points must be deducted from the total points obtained so far by the Athlete.
- 12.2. The Joker is not part of the main course. After the fixed time has expired, the bell is rung to end the Athletes round. The Athlete must cross the finishing line to have his time recorded he then has 20 seconds in which to attempt the Joker once. Only one attempt at the Joker is allowed. 200 points are awarded if this obstacle is jumped correctly, but if it is knocked down 200 points must be deducted from the total points obtained by the Athlete.

#### **FEI ARTICLE 271 TAKE-YOUR-OWN-LINE COMPETITION**

1. In this competition the obstacles may be jumped only once in the order chosen by the Athlete. Any Athlete who does not jump all the obstacles is eliminated. Combination obstacles are not allowed.
2. Athletes may cross the starting line and finishing line in either direction. The lines must be provided with four flags; a red and a white flag at each end of these lines. Obstacles may be jumped in either direction, unless otherwise directed on the course plan.
3. This competition takes place without a laid down speed, under Table C.
4. If the Athlete has not completed his course within 120 seconds after the time of his round has started, he will be eliminated.
5. All disobediences are penalized by the time lost by the Athlete. For the penalty relating to falls, see Art. 241.3.25.
6. If there is a refusal or run-out with a knock-down or displacement of the obstacle, the Athlete may only restart his round when the obstacle knocked down or displaced has been replaced and when the Ground Jury gives him the signal to start.  
He may then jump the obstacle of his choice. In this case 6 seconds for time correction (see JRs Art. 232) will be added to the time of the round.

#### **FEI ARTICLE 272 KNOCK-OUT COMPETITION**

1. This competition takes place by pairs of Athletes against each other. The Athletes must have qualified as a result of a separate competition in the programme or of a preliminary qualifying round, either judged under Table A against the clock, or under Table C.
2. The two Athletes will compete against each other simultaneously over two identical courses. Combination obstacles are not allowed. If one Athlete enters the other Athlete's course and as a result interferes with

that Athlete, the Athlete responsible for the interference will be eliminated.

3. The winners of each eliminating round are qualified to compete in groups of two in the next eliminating round and so on until the two finalists meet each other to decide the winner of the competition.
4. In this competition, each Athlete may only ride one horse in the eliminating rounds, chosen from his horses, which have qualified in the preliminary qualifying round or the qualifying competition. If an Athlete finds that his opponent has withdrawn from any round, the Athlete remaining in the competition gets the benefit of a walkover and will start in the next round.
5. If there are Athletes placed equal for the last place in the qualifying competition or in the preliminary qualifying round, there must be a jump-off against the clock.
6. The eliminating rounds, in which two Athletes take part, are run without time if run under Table A. Each fault made of whatever nature (knock-down, refusal, run-out) is penalized by one point. Notwithstanding the above, in the case of a refusal with a knock-down the Athlete will continue his round without jumping that obstacle or waiting until it has been rebuilt. If the round is judged under Table A, the Athlete is penalized by one point. If the competition is run under table C, 3 seconds will be added to his time in this case.  
Any infringement of the provisions of JRs Art. 241 incurs elimination from the competition.
7. If the competition is run under table C, each fault is penalized by three seconds.
8. The Athlete who gets the least number of points and who in the event of equality of points has passed the finishing line first will be qualified for the next round and so on until the two finalists meet to decide the winner. Athletes defeated in the corresponding rounds are placed equal.
9. A member of the Ground Jury must be stationed at the starting line to give the starting signal and another at the finishing line to decide which Athlete crosses this line first.
10. If, at the end of the eliminating round, there is a dead heat between two Athletes, the round must be started again.
11. If the competition is run under table C, there must be an independent timekeeping installation for each Athlete.
12. The starting order in the eliminating rounds will be decided according to the table printed in JRs Annex III (16 or 8 according to the conditions of the schedule).

### **FEI ARTICLE 273 COMPETITION OVER TWO ROUNDS**

1. This competition comprises, with the same speed, two courses, identical or different, either in track or in number of obstacles or in the dimensions of the obstacles. Each Athlete must participate with the same horse. Athletes who have been eliminated or who have retired during the first round may not take part in the second round and may not be placed.
2. All the Athletes have to take part in the first round. The following go forward to the second round according to the conditions of the schedule:

- 2.1. either all Athletes; or
- 2.2. a limited number of Athletes (at least 25% and in any case, even it is not mentioned in the schedule, all clear rounds) in accordance with their placing in the first round (penalties and time or penalties only, according to the conditions of the schedule).
3. the manner of judging this competition must be specified in the schedule in accordance with one of the following formulae:
- 4.

First Round		Second Round	Jump-Off
Table A	Table A	Starting order	Starting order
3.1. Against the clock	Not against the clock	Reverse order of penalties and time in the 1 <sup>st</sup> round; Athletes retain their drawn order in case of equality of penalties and time	Same as 2 <sup>nd</sup> round
3.2. Not against the clock	Not against the clock	Reverse order of penalties in the 1 <sup>st</sup> round; Athletes retain their drawn order in case of equality of penalties	Same as 2 <sup>nd</sup> round
3.3.1 Against the clock	Against the clock	Reverse order of penalties and time in the 1 <sup>st</sup> round; Athletes retain their drawn order in case of equality of penalties and time	No jump-off
3.3.2 Not against the clock	Against the clock	Reverse order of penalties in the 1 <sup>st</sup> round; Athletes retain their drawn order in case of equality of penalties	No jump-off
3.4.1 Against the clock	Against the clock	Reverse order of penalties and time in the 1 <sup>st</sup> round; Athletes retain their drawn order in case of equality of penalties and time	Same as 2 <sup>nd</sup> round
3.4.2 Not against the clock	Against the clock	Reverse order of penalties in the 1 <sup>st</sup> round; Athletes retain their drawn order in case of equality of penalties	Same as 2 <sup>nd</sup> round

5. Placing
  - 5.1. Athletes will be placed according to the penalties and time in the jump-off. The remaining Athletes will be placed according to aggregate penalties over both rounds and the time incurred in the first round.
  - 5.2. Athletes will be placed according to the penalties and time in the jump-off. The remaining Athletes will be placed according to aggregate penalties over both rounds.
  - 5.3. Athletes will be placed according to aggregate penalties over both rounds and the time incurred in the second round.
  - 5.4. Athletes will be placed according to the penalties and time in the jump-off. The remaining Athletes will be placed according to aggregate penalties over both rounds and the time incurred in the second round.

#### **FEI ARTICLE 274 COMPETITION IN TWO PHASES (POWER & SPEED)**

1. This competition comprises two phases run without interruption, each at an identical or different speed, the finishing line for the first phase being identical with the starting line for the second phase.
2. The first phase is a course of 7 to 9 obstacles with or without combinations. The second phase takes place over 4 to 6 obstacles, which may include one combination.
3. Athletes penalized in the first phase are halted by ringing the bell after they have jumped the last obstacle or when the time allowed for the first phase has been exceeded, after crossing the finishing line of the first phase. They must stop after crossing the first finishing line. Exception Art. 274.5.6: Unless eliminated, Athletes penalised in the first phase may continue in the second phase.
4. Athletes not penalized in the first phase continue the course, which finishes, after crossing the second finishing line.
5. The manner of judging this competition must be specified in the schedule in accordance with one of the following formulae:

First phase	Second phase	Placing
5.1. Table A Not against the clock	Table A Not against the clock	According to the penalties in the 2 <sup>nd</sup> Phase and, if necessary, to the penalties in the 1 <sup>st</sup> Phase.
5.2. Table A Not against the clock	Table A Against the clock	According to the penalties and time in the 2 <sup>nd</sup> Phase and, if necessary, to the penalties in the 1 <sup>st</sup> Phase.
5.3. Table A Against the clock	Table A Against the clock	According to the penalties and time in the 2 <sup>nd</sup> Phase and, if necessary, to the penalties and time in the 1 <sup>st</sup> Phase.
5.4. Table A Not against the clock	Table C	According to the total time (Table C) of the 2 <sup>nd</sup> Phase and, if necessary, to the penalties in the 1 <sup>st</sup> Phase.
5.5. Table A Against the clock	Table C	According to the total time (Table C) of the 2 <sup>nd</sup> Phase and, if necessary, to the penalties and time in the 1 <sup>st</sup> Phase.
5.6. Table A not against the clock  Minimum 5 obstacles Maximum 7 obstacles in first phase	Table A Against the clock  Remaining obstacles (Total of minimum 11 and maximum 13 obstacles in both phases)	According to the aggregate penalties in both phases (faults on obstacles and penalties for exceeding the time allowed in both phases) and, if necessary, according to the time of the 2 <sup>nd</sup> phase.

6. Athletes stopped after the first phase may only be placed after Athletes who have taken part in both phases.
7. In the event of equality for first place, the tied Athletes will be placed equal first.

#### **FEI ARTICLE 277 DERBY**

1. A Derby competition takes place over a distance of at least 1000 m and not more than 1300 m over a course comprising at least 50% of the efforts over natural obstacles and must be run in one round only and with one jump-off if so stipulated in the schedule.
2. It may be judged under Table A or Table C.
3. Even if this competition carries the best prize money of the show, each Athlete is allowed to ride a maximum of three horses according to the conditions of the schedule.

**ANNEX III CALCULATION OF TIME ALLOWED SPEED: 300M/MINUTE**

Tens Units	m	0	10	20	30	40	50	60	70	80	90	Tens Units
<b>Hundreds</b>	1	20"	22"	24"	26"	28"	30"	32"	34"	36"	38"	<b>Hundreds</b>
	2	40"	42"	44"	46"	48"	50"	52"	54"	56"	58"	
	3	60"	62"	64"	66"	68"	70"	72"	74"	76"	78"	
	4	80"	82"	84"	86"	88"	90"	92"	94"	96"	98"	
	5	100"	102"	104"	106"	108"	110"	112"	114"	116"	118"	
	6	120"	122"	124"	126"	128"	130"	132"	134"	136"	138"	
	7	140"	142"	144"	146"	148"	150"	152"	154"	156"	158"	
	8	160"	162"	164"	166"	168"	170"	172"	174"	176"	178"	
	9	180"	182"	184"	186"	188"	190"	192"	194"	196"	198"	

**ANNEX III CALCULATION OF TIME ALLOWED SPEED: 325M/MINUTE**

Tens Units	m	0	10	20	30	40	50	60	70	80	90	Tens Units
<b>Hundreds</b>	1	19"	21"	23"	24"	26"	28"	30"	32"	34"	36"	<b>Hundreds</b>
	2	37"	39"	41"	43"	45"	47"	48"	50"	52"	54"	
	3	56"	58"	60"	61"	63"	65"	67"	69"	71"	72"	
	4	74"	76"	78"	80"	82"	84"	85"	87"	89"	91"	
	5	93"	95"	96"	98"	100"	102"	104"	106"	108"	109"	
	6	111"	113"	115"	117"	119"	120"	122"	124"	126"	128"	
	7	130"	132"	133"	135"	137"	139"	141"	143"	144"	146"	
	8	148"	150"	152"	154"	156"	157"	159"	161"	163"	165"	
	9	167"	169"	170"	172"	174"	176"	178"	180"	181"	183"	



**ANNEX III CALCULATION OF TIME ALLOWED SPEED: 350 M/MINUTE**

Tens Units	m	0	10	20	30	40	50	60	70	80	90	Tens Units
<b>Hundreds</b>	1	18"	19"	21"	23"	24"	26"	28"	30"	31"	33"	<b>Hundreds</b>
	2	35"	36"	38"	40"	42"	43"	45"	47"	48"	50"	
	3	52"	54"	55"	57"	59"	60"	62"	64"	66"	67"	
	4	69"	71"	72"	74"	76"	78"	79"	81"	83"	84"	
	5	86"	88"	90"	91"	93"	95"	96"	98"	100"	102"	
	6	103"	105"	107"	108"	110"	112"	114"	115"	117"	119"	
	7	120"	122"	124"	126"	127"	129"	131"	132"	134"	136"	
	8	138"	139"	141"	143"	144"	146"	148"	150"	151"	153"	
	9	155"	156"	158"	160"	162"	163"	165"	167"	168"	170"	

**ANNEX III CALCULATION OF TIME ALLOWED SPEED: 375 M/MINUTE**

Tens Units	m	0	10	20	30	40	50	60	70	80	90	Tens Units
<b>Hundreds</b>	1	16"	18"	20"	21"	23"	24"	26"	28"	29"	31"	<b>Hundreds</b>
	2	32"	34"	36"	37"	39"	40"	42"	44"	45"	47"	
	3	48"	50"	52"	53"	55"	56"	58"	60"	61"	63"	
	4	64"	66"	68"	69"	71"	72"	74"	76"	77"	79"	
	5	80"	82"	84"	85"	87"	88"	90"	92"	93"	95"	
	6	96"	98"	100"	101"	103"	104"	106"	108"	109"	111"	
	7	112"	114"	116"	117"	119"	120"	122"	124"	125"	127"	
	8	128"	130"	132"	133"	135"	136"	138"	140"	141"	143"	
	9	144"	146"	148"	149"	151"	152"	154"	156"	157"	159"	

**ANNEX III CALCULATION OF TIME ALLOWED SPEED: 400 M/MINUTE**

Tens Units	m	0	10	20	30	40	50	60	70	80	90	Tens Units
<b>Hundreds</b>	1	15"	17"	18"	20"	21"	23"	24"	26"	27"	29"	<b>Hundreds</b>
	2	30"	32"	33"	35"	36"	38"	39"	41"	42"	44"	
	3	45"	47"	48"	50"	51"	53"	54"	56"	57"	59"	
	4	60"	62"	63"	65"	66"	68"	69"	71"	72"	74"	
	5	75"	77"	78"	80"	81"	83"	84"	86"	87"	89"	
	6	90"	92"	93"	95"	96"	98"	99"	101"	102"	104"	
	7	105"	107"	108"	110"	111"	113"	114"	116"	117"	119"	
	8	120"	122"	123"	125"	126"	128"	129"	131"	132"	134"	
	9	135"	137"	138"	140"	141"	143"	144"	146"	147"	149"	
	6	15	15 1/4	15 1/2	15 3/4	16	16 1/4	16 1/2	16 3/4	17	17 1/4	
	7	17 1/2	17 3/4	18	18 1/4	18 1/2	18 3/4	19	19 1/4	19 1/2	19 3/4	
	8	20	20 1/4	20 1/2	20 3/4	21	21 1/4	21 1/2	21 3/4	22	22 1/4	
	9	22 1/2	22 3/4	23	23 1/4	23 1/2	23 3/4	24	24 1/4	24 1/2	24 3/4	

## **PART FOUR OFFICIALS**

### **CHAPTER 9 HUNTER, JUMPER & EQUITATION OFFICIALS**

#### **ARTICLE G901 GENERAL RULES PERTAINING TO HUNTER, JUMPER & EQUITATION OFFICIALS**

1. Designation as an EC licensed official is a privilege, not a right, bestowed by the relevant officials committees according to the procedures formulated by them, to individuals whose equine expertise and personal character merit the honour. The individual's conduct as an EC license holder and official must be exemplary and is subject to continual committee review.
2. These rules should be used in conjunction with the Rules of Equine Canada, Section A, General Regulations and specific discipline rules especially Articles G403, G404, G702 and G703.
3. EC Officials may act in an official capacity (judge, steward, course designer) only at EC-sanctioned competitions: Bronze, Silver, Gold, or Platinum. Exception: EC officials may officiate at competitions restricted to Pony Club members.
4. A Canadian resident must hold an EC gold license and EC official status in order to officiate in Canada.
5. Officials must perform their duties in person on the competition grounds, and may not officiate in absentia. Failure to uphold these requirements will result in: First offence: Warning; Second offence: Suspension of EC Official's license for a period of one-year.
6. Neither competition managers or members of their families are eligible to serve as judges, stewards or technical delegates at any competition they are managing. Competition managers may not course design at any competition they are managing.

#### **ARTICLE G902 RULE AMENDMENTS**

Regulations governing hunter, equitation and jumper officials are the responsibility of Jump Canada. Amendments may be proposed by EC members in good standing and sent in writing to the Manager Jumping at the NSO. See the Rules of Equine Canada, Section A, General Regulations, regarding the schedule for rule amendments.

#### **ARTICLE G903 RECOGNITION AND PROMOTION OF HUNTER, JUMPER AND EQUITATION OFFICIALS (JUDGES & COURSE DESIGNERS)**

1. Applications for jumper, hunter, equitation judge and course designer status must be made to the Manager Jumping on the official application form.
2. Applications must be in the national office prior to October 1st. Late applications will not be accepted.
3. All officials must attend one clinic for each card they are applying for and once promoted adhere to the recertification period. See Article G904.

4. Senior judging officials must ensure that the EC Self-Reporting System online accurately reflects all competitions judged in Canada, the U.S., and any other countries during the previous year. See also rules pertaining to all EC licensed officials in the Rules of Equine Canada, Section A, General Regulations Chapter 13 – EC Officials.
5. In addition to fulfilling a structured set of guidelines and requirements, those considered for promotion and promoted as EC Officials must possess and project the ethics of the organization and embody the principles of EC and fair play.

#### **ARTICLE G904 MAINTAINING STATUS: ALL HUNTER, JUMPER AND EQUITATION OFFICIALS**

1. For hunter and equitation judges, attendance at an EC recertification or EC approved clinic that is a minimum of six hours in duration maintains status.
2. The recertification period for recorded and senior hunter, jumper and equitation officials is three years starting January 1st, 2014 to December 31st, 2016. The recertification period for senior officials is five years starting January 1st, 2012 to December 31st, 2016.
3. For jumper judges, a pass mark of 80% and attendance at a clinic are required to maintain status.
4. A senior jumper judge who scores below 80% will revert to recorded status until a further clinic and exam have been successfully completed during the recertification period.
5. A recorded jumper judge who receives marks below the passing standard will retain their current status; however upgrading will not be considered until a further EC recertification clinic and exam have been successfully completed.
6. An official who has allowed his/her license and/or EC membership to lapse for one year will be required to apply for reinstatement at the same level previously held; this application will be reviewed by the Jump Canada Officials Committee. The process for application for reinstatement is identical to that for initial application for official status.
7. See rules pertaining to all EC licensed officials maintaining recognized status in Article A1305

#### **ARTICLE G905 HUNTER, JUMPER & EQUITATION RECORDED JUDGES**

1. **DEFINITION AND PRIVILEGES:** A recorded judge is a current Gold sport license holder of 21 years of age or older in good standing and holds a recorded judge's card. A recorded judge may judge alone at Silver and Bronze competitions, and at Gold competitions in any ring that is restricted to miscellaneous, non-point classes. No EC recorded judge may officiate at non-EC sanctioned events (see Article G901.3).
2. **REQUIREMENTS AND PROCEDURE FOR BECOMING A RECORDED JUDGE:**
  - (1) **INITIAL REQUIREMENTS:** An applicant for recorded judge status must:
    - a) hold a Gold sport license and be at least 21 years of age;
    - b) be in good standing with EC;

- c) have attended a judge's clinic in each relevant division and have scored the required passing mark of 80% on a jumper exam, where applicable.
  - d) have shadowed an EC senior judge at a minimum of four EC sanctioned competitions in all divisions applied for. (Upon completion of shadowed shows, the applicant must have a "Shadow Judge Evaluation Form" completed and signed by the senior judge with whom they shadow judged )
- (2) APPLICATION PROCEDURE ( Also see Article G903) An applicant for recorded status must:
- a) submit the Official Recorded Status Application Form prior to October 1
  - b) have attended a judge's clinic in the divisions for which he/she is applying
  - c) have shadowed an EC senior judge at a minimum of four EC sanctioned competitions for each division applied for
  - d) submit Shadow Judge Evaluation Forms from all shadowed shows
  - e) provide a sample judges card of complete divisions shadowed
  - f) the applicant must submit the names, addresses, and email addresses of three or more individual references, all of whom must be Gold sport license holders and two of whom must be current EC licensed senior judges in the division(s) in which the applicant seeks recognition. Letters are required from each of these judges, and must go directly from them to the Manager Jumping at the National Office.
  - g) references may be contacted at the discretion of the Officials Committee.
- (3) MAINTAINING STATUS: Recorded judges must maintain their status according to the terms of Article G904.

#### **ARTICLE G906 HUNTER, JUMPER & EQUITATION SENIOR JUDGES**

1. CRITERIA AND PRIVILEGES: An EC licensed Senior judge is an EC Gold Sport Licence holder of 21 years of age or older in good standing who holds a Senior judge's card. A current Senior judge is eligible to judge at all EC-sanctioned competitions. No Senior judge may officiate at non-EC sanctioned events (see Article G901.3).
2. REQUIREMENTS: In order to obtain senior judge status, a recorded judge:
  - a) must have acted as a recorded judge for complete divisions at a minimum of seven (7) EC-sanctioned competitions in the previous three (3) years
  - b) must have shadow judged at two (2) of the seven (7), at EC Gold A and Platinum competitions or the equivalent rated USEF Horse Show. Jumper shows must be EC National competitions only. It is the recorded judge's responsibility to contact the competition management and the senior official directly to request permission to "shadow" judge. Upon completion of the competition, the recorded judge must have a "Shadow Judge Evaluation Form" completed and signed by the senior judge with whom they shadow judged with. If acting alone as a recorded judge, they must have a

"Shadow Judge Evaluation Form" completed and signed by the competition manager.

- c) (Hunter & equitation judges) must have personal competitive experience at EC Gold A and Platinum competitions and/or be a Level III EC coach
3. PROCEDURE: An applicant for senior judge status must:
- a) supply original copies of the "Shadow Judge Evaluation Form" for all shows judged, signed by competition managers and/or signed by the senior judge with whom they shadow judged;
  - b) supply two (2) "Shadow Judge Evaluation Forms" completed and signed by the senior judges they shadowed under, and sent directly to the EC National Office;
  - c) have attended a judges' clinic in the division in which he/she is applying;
  - d) provide a sample judges card of complete divisions judged at the EC Gold A and Platinum competitions signed by the senior judge shadowed with. All divisions applied for must be included;
  - e) arrange for two letters of reference, one of which must be from an EC senior official in the requested disciplines. Note: senior judges, competition managers or other references on application forms may be contacted at the discretion of the Officials Committee.
  - f) Recorded judging experience in foreign countries may be taken into consideration upon receipt of a letter from the competition at which the applicant judged.
  - g) Equine Canada jumper judge applicants must have attended an EC National jumper judges clinic and passed exam with at least 80%.
  - h) EC National jumper judges who have not judged a sanctioned event in the previous four years will be required to attend a recertification clinic and score 80% on an exam supplied by the Officials Committee.

#### **ARTICLE G907 HUNTER, EQUITATION, JUMPER AND HACK GUEST CARDS**

1. Foreign Senior National Judges and Course Designers may be invited to judge or course design at EC competitions in those divisions where they hold a senior licence. Each competition is responsible for ensuring that these officials are listed as current in the appropriate division(s) on their country's Officials Roster. The fee for each guest card is determined by the current EC Fees Roster, and the competition is responsible for submitting the appropriate fees to EC.
2. Foreign Senior National Judges and Course Designers who wish to be listed in the EC Officials Roster must pay the appropriate EC officials fees and hold an EC Gold Sports Licence. Guest cards are not required for these officials at EC-sanctioned competitions.
3. Guest Cards can also be issued to enable a Foreign Senior National Judge or Course Designer to officiate in a division for which he/she does not have a license.
4. Guest cards are not required for FEI licensed judges or course designers. If judging outside the divisions in which they hold FEI certification, Article G908.4 applies.

## **ARTICLE G908 HUNTER, JUMPER AND EQUITATION RECORDED COURSE DESIGNER**

1. All applications for recorded course designer status must be sent to the national office and be accompanied by:
  - a) Names, addresses, and email addresses of three (3) references all of whom must be Gold sport license holders in good standing and one of whom must be a current recognized senior course designer or a senior judge in the division being applied for;
2. the referring senior course designer or judge must send a letter of reference directly to the National Office; All applicants for recorded course design status must:
  - a) be an EC member in good standing;
  - b) be 21 years of age or older and hold a current EC Gold Sports Licence;
  - c) have had course design experience at five competitions, which may be any of the following: (i) official course designer at a minimum of five Bronze competitions; or (ii) apprentice course designer with a Senior or FEI CD at a minimum of five Gold or Platinum competitions, with a minimum of three consecutive days at each competition; or (iii) any combination of the foregoing to a total of five competitions;
  - d) have attended a minimum of one (1) Equine Canada recognized course design clinic within a two (2) year period prior to applying for recorded status;
  - e) must have received a pass mark of 80% on the practical portion of the exam.
3.
  - a) Article A1303.6 will be strictly enforced
  - b) Upon approval recorded course designers will receive a logbook, which must be completed & submitted for senior course design applications.
  - c) All recorded course designers must attend a recertification clinic during the recertification period January 1, 2014 to December 31, 2016. Failure to comply will result in the official losing their current status. For reinstatement, the individual must reapply and meet the requirements of Article G908.
4. No EC recorded course designer may officiate at non-EC sanctioned events (see Article G901.3).

## **ARTICLE G909 HUNTER, JUMPER AND EQUITATION SENIOR COURSE DESIGNER**

1. All applications for senior course designer status must be sent to the national office along with the following:
  - a) a list of events where the applicant acted as recorded course designer;
  - b) the name of the course designer at each of these events;
  - c) reference letters from two senior course designers in the province in which the applicant resides or with whom the applicant has worked, which must be sent directly to the national office by the reference;
  - d) A Log book; no application will be accepted without the log book.
2. An applicant for senior course design status must:

- a) be an individual EC member in good standing and at least 21 years of age,
  - b) be a current EC Gold sport license holder;
  - c) have worked as a recorded course designer at a minimum of seven (7) Equine Canada Bronze, Silver or Gold competitions within a three year period, prior to applying for senior status;
  - d) have attended a minimum of one (1) course designer clinic within the three (3) year period prior to applying for senior status;
  - e) must have received a passing mark of 80% on the practical portion of the exam;
  - f) Article A1303.6 will be strictly enforced;
  - g) All senior course designers must attend a recertification clinic during the recertification period January 1, 2014 to December 31, 2018. Failure to comply will result in the official losing their current status. For reinstatement, the individual must reapply and meet the requirements of Article G909.
3. An unsuccessful applicant may not reapply for two years from the date of the original application.
  4. No EC Senior course designer may officiate at non-EC sanctioned events (see Article G901.3).

#### **ARTICLE G910 APPLICATION PROCESS FOR COURSE DESIGNER STATUS IN HUNTER AND JUMPER DIVISIONS**

1. DATES: October 1 - All applications and log books must be sent to Equine Canada. Late applications will not be accepted. October - Examinations (open book) mailed to applicants. All completed exams must be returned within 30 days. November - Examinations marked and applications reviewed by Jump Canada Course Design Committee. December - All applicants notified by the Manager Jumper regarding status for upcoming year.
2. Failure to return the exam within the 30 days (EC mail out postmark to return postmark) will result in the exam not being accepted.
3. Successful applicants will be placed on probation for one year before receiving permanent recorded status.
4. The Jump Canada Course Design Committee reserves the right to request a further probation period for one year pending more experience.
5. Decisions of the committee shall be sent in writing to the applicants by the Manager Jumping.
6. USEF Senior Course designers may officiate at EC-sanctioned competitions provided they are EC Gold Sport License holders.

#### **ARTICLE G911 STEWARDS**

For information pertaining to stewards, see the Rules of Equine Canada, Section A, General Regulations, Chapter 13, Articles A1315 to A1332. Please see Annex 2.

#### **ARTICLE G912 OFFICIALS' CLINICS**

1. Any person or group may organize an officials' clinic with the approval of EC and the Jump Canada Officials' Committee.



11. Applications for clinic approval must be made in writing to the Manager Jumping at EC. Applications should be sent at least 3 months prior to clinic date with the following details:
  - a) Date and location
  - b) Clinician
  - c) Agenda and duration
  - d) Cost to participant
  - e) Contact information of organizerApproval will be granted by the relevant officials committee.
12. Only EC-approved clinics may be used to count towards updating or upgrading an official's status.
13. It is mandatory that notice of all officials' clinics is sent to all applicable officials and/or that a notice be placed in EC/JC newsletters to provide sufficient notice to officials of these clinics.
14. Persons organizing the clinic are responsible for providing the names, addresses, and email addresses, phone numbers and EC sport license numbers (if available) of those actually attending on the day to the Manager Jumping at EC within one week of the clinic. Persons registering prior to the clinic and not attending will not receive credit for attendance.
15. The fee for holding an EC Jump Canada approved clinic is \$200 for up to 20 participants. For clinics with over 20 participants, an additional \$10 per person will be charged. This fee is payable to Equine Canada.
16. Clinicians must hold Senior status in the division(s) in which they are conducting.

## **PART FIVE EQUITATION**

### **CHAPTER 10 EQUITATION RULES**

#### **ARTICLE G1001 GENERAL RULES PERTAINING TO HUNTER EQUITATION**

1. Hunter equitation includes flat and over fences classes.
2. In hunter equitation Championships, contestants will be asked to perform on the flat and over fences with equal emphasis on the two performances.
3. Juniors may not ride stallions in any equitation or medal classes.
4. "Hors concours" rounds are not permissible in equitation or medal classes.
5. A horse/rider is limited to one round per equitation class or medal class.

#### **ARTICLE G1002 SCHOOLING RULES FOR HUNTER EQUITATION CLASSES**

National Hunter Jumper Schooling Rules apply. See Annex 1, National Hunter Jumper Schooling Rules.

#### **ARTICLE G1003 DRESS**

1. While exhibitors and judges should bear in mind that entries are being judged at all times on ability, it should be noted that neatness is a first requisite regarding rider's dress.
2. Jacket - conservative colour; Jodhpurs or breeches; ties, stocks or chokers must be worn; boots; black or brown smooth leather half chaps are permissible providing they match the boot colour.
3. Conservative-coloured protective headgear (as per Article G1004) with no additional adornments.

#### **ARTICLE G1004 HEADGEAR**

See the Rules of Equine Canada, Section A, General Regulations, Article A905 Headgear. For competitions run under the National Hunter Jumper Rules, see also Section G, Article G102, Headgear.

#### **ARTICLE G1005 TACK AND EQUIPMENT**

1. Only regular cavessons with snaffles, pelhams, double bridles or kimberwicks are permissible. Pelham converters allowed only in Junior "B" and "C" classes. Reins must be made entirely of leather. Spurs of the unrowelled type, whip optional. No whip may exceed 75 cm (30") in length.
2. Saddle should be plain English, Dressage or modified jumping. Extreme forward seat is not recommended.
3. Running or standing martingales are not permitted in flat classes, except in the flat phase of medal classes where further testing over fences will be required (example: Jump Canada Medal).

4. Boots and conservative coloured bandages are permitted in hunter equitation classes.
5. Stirrup irons must not be affixed to the rider's foot or boot in any manner. Only silver-coloured stirrups are permitted in equitation or medal classes. Use of black or coloured stirrups will incur elimination.
6. Tack references horse; equipment references rider.

#### **ARTICLE G1006 CLASSES**

1. Classes may be open to all junior or amateur riders or may be restricted as shown below. Junior and amateur classes may never be combined.
2. Classes may be restricted according to the age of the junior rider:
  - a) The age of a rider on January 1 will be maintained throughout the competition year which runs from January 1 to December 31. Persons born on January 1 will assume the lesser age on that date.
  - b) Junior A: a rider who is 15, 16, 17 on January 1
  - c) Junior B: a rider who is 12, 13 or 14 on January 1
  - d) Junior C: a rider who is under 12 on January 1
3. a) Heights: Equitation over Fences - Junior B & C Riders:  
Small ponies: 2'3" (0.70m)  
Medium ponies: 2'6" (0.75m)  
Large ponies: 2'9" (0.85m)  
Horses: 3' (0.90m)  
Fence heights and distances must be adjusted for the respective hunter heights.
- b) Heights: Equitation over Fences - Junior A riders: 3'6" (1.10m).
4. Children's Equitation classes may be offered at 3' (0.90m). Only riders showing in the Children's Hunter division may enter.
5. In all Medal classes, heights and distances will be the same for all competitors.
6. No cross entry permitted between 3'(0.90m) and 3'6" (1.10m) equitation or medal classes.

#### **ARTICLE G1007 CLASS ROUTINE ON THE FLAT**

1. Class to enter ring. A reasonable length of time should be allowed before the class is called to order, after which the gates will be closed and no further entries admitted.
2. The class will proceed at least once around the ring at each gait - walk, trot, sitting trot and canter, and on command, reverse and repeat.
3. They shall then line up on command and execute individual tests at the judge's discretion.
4. No individual test may be requested that is not included in the individual tests in Article G1009, Tests.
5. The judge may ask questions concerning horsemanship, anatomy of the horse, tack, stable management and any others.
6. For the change of direction at the canter, the Judge must specify if a change of lead is required.

## ARTICLE G1008 CLASS ROUTINE OVER FENCES

1. Each contestant will enter the ring and may circle once if desired before approaching the first fence. The rider shall then proceed around a course of not less than eight jumps, keeping an even pace throughout.
2. The fall of horse or rider or two disobediences shall cause the entry to be eliminated from the class.
3. If elimination occurs during a ride-off, the contestant shall be placed last of those chosen for the ride-off.
4. Individual tests may be selected at the judge's discretion from those listed in Article G1110, Tests.

## ARTICLE G1009 TESTS

1. The judge must choose a minimum of two individual hunter equitation tests according to the regulations set forth in this article. No other tests may be used. **Exception:** CET medal classes.
2. If any test or part of a test is to be ridden without stirrups over fences, the rider must remove stirrups completely before commencing the test.
3. For restrictions on use of tests, see Article G1010, Restrictions.
4. The approved tests for hunter equitation are:
  - a) Dismount and mount
  - b) Rein back
  - c) Individual performance
  - d) Figure eight at trot, demonstrating change of diagonals
  - e) figure eight at canter with simple change of leads through the walk or trot
  - f) gallop and stop
  - g) extended trot
  - h) turn on haunches through the walk
  - i) trot and canter without stirrups
  - j) change leads on a straight line down centre with simple change through the walk or trot
  - k) counter canter
  - l) demonstration of about one minute on own mount. Rider must advise the judge beforehand what he/she plans to demonstrate
  - m) pull up between fences except in a combination
  - n) jump low fences, at walk, trot or canter
  - o) jump without stirrups (stirrups must be removed from the saddle when over fences)
  - p) change of leads with flying changes
5.
  - a) Judges must state specific requirements for each test
  - b) Additional test requirements must be announced publicly. The announcement must be given twice to ensure it is heard by all competitors
  - c) If any qualified riders do not participate in the ride-off, they will be placed after all riders who do participate in the ride-off
  - d) Trotting or cantering through the in-gate without prior permission is forbidden on penalty of elimination

## **ARTICLE G1010 RESTRICTIONS**

The tests selected by the judge are restricted according to the table below:

<b>CLASS PERMITTED</b>	<b>TESTS ON THE FLAT</b>
Open (Junior C)	Tests a - d
Open (Junior B)	Tests a - h
Open (Junior A)	Tests a - l plus p
Open (Amateur)	Tests a - l plus p

Tests permitted in corresponding open class

<b>CLASS PERMITTED</b>	<b>TESTS OVER FENCES</b>
Open (Junior C)	Tests a - d plus l and n
Open (Junior B)	Tests a - h plus l and m
Open (Junior A) Tests	a – p
Open (Amateur) Tests	a – p
Championship	Tests permitted in corresponding open class

## **CHAPTER 11 MEDAL CLASSES**

### **ARTICLE G1101 GENERAL RULES PERTAINING TO JC & CET MEDAL CLASSES**

1. Equine Canada recognizes three categories of medal classes: Jump Canada Hunter Medal (JC), The Canadian Equestrian Team Jumper Medal (CET) and Horsemanship Medal Classes.
2. The maximum permitted entry fee for JC and CET medal classes is \$35.
3. CET Medal memberships, where applicable, are payable to Equine Canada. Memberships are paid for the calendar year.
4. No communication devices are permitted in the ring in any medal class under penalty of elimination.
5. Judges for all JC Medal classes and for the CET Medal Regional and National Finals must be EC or USEF Senior Equitation Judges.
6. There must be two EC or USEF Senior Judges for the CET Regional and National Finals.
7. Trotting or cantering through the in-gate without prior permission is forbidden on penalty of elimination.

### **ARTICLE G1102 TACK AND EQUIPMENT**

1. See each medal class for rules governing tack.
2. See also the following articles: National Hunter Jumper Schooling Rules, Annex 1; Hunters, Article G202; Jumpers, Article G502.
3. Only silver-coloured stirrups are permitted in equitation or medal classes. Use of black or coloured stirrups will incur elimination.

### **ARTICLE G1103 HEADGEAR**

Conservative coloured protective headgear (as per Article G1004) with no additional adornments.

### **ARTICLE G1104 SCHOOLING**

National Hunter Jumper Schooling Rules apply. See Annex 1, National Hunter Jumper Schooling Rules.

### **ARTICLE G1105 JUMP CANADA (JC) MEDAL CLASSES: GENERAL**

1. JC Medals medallions are available as follows: bronze medallion for the winner of qualifying classes; bronze, silver and gold medallion for the top 3 riders of the National Finals.
2. JC Medal classes must be held at EC-sanctioned Gold competitions and be judged by Senior EC or Senior USEF equitation judges.
3. JC Medal classes are for junior riders only. All competitors must be current EC Gold individual sport license holders in good standing.
4. To qualify a class, 3 entries are required to complete the course. Exception: If less than 3 riders complete the course or there are less than 3 entries in the class, the following rules will apply:

- a) All class specifications must be adhered to in all cases.
- b) Scoring as follows:
  - 80+ = 1st place points
  - 75-79 = 2nd place points
  - 70-74 = 3rd place points
  - 65 - 69 = 4th place points
  - below 65 = no points
- 5. It is the responsibility of the competition to ensure that the name of the competition and the year are inscribed on the back of the medal prior to presentation.
- 6. No change of tack or equipment is permitted between over fences and on the flat sessions. See Article G1005.
- 7. The four regions are: British Columbia, Prairie (AB, SK, MB), Ontario, and Atlantic (QC, PEI, NB, NS, NF).
- 8. Points from all regions will be totaled and carried with the rider to their region of primary residence. A request to compete in a different region must be submitted to the Jump Canada office for the CET/JC Medal committee before August 15. In all cases, the CET/JC Medal committee will decide the final selected region.
- 9. Points for Regional Standings will be calculated as per G1108.9.
- 10. Jump Canada Medal National Finals:
  - a) The top 25 riders from across Canada will qualify to compete at the Jump Canada Medal National Finals.
  - b) To qualify, riders must have competed in at least 3 JC Medals annually and received at least one point.
  - c) The following number of qualified riders will be accepted from each Region:
    - British Columbia - 5 riders
    - Prairie - 5 riders
    - Ontario - 10 riders
    - Atlantic - 5 riders

In the event a rider cannot compete, the next rider on the list, provided they have earned points in the qualifiers, will be accepted.

Should any region not have five qualified entries, then the next qualified rider from the Ontario list will be accepted, followed by the next qualified rider from the Quebec list, and so on to 25 riders total.
  - d) Testing of the top 4 riders is mandatory.

**ARTICLE G1106 JC MEDAL CLASSES: SPECIFICATIONS AND CLASS ROUTINE**

- 1. FIRST PHASE: OVER FENCES
  - a) Course: figure eight course of not less than eight jumps 3'6" (1.10 m) high.
  - b) The course may not be changed or altered for ponies.
  - c) The class is judged according to Article G1008, Class Routine Over Fences
- 2. SECOND PHASE: ON THE FLAT
 

All contestants or a minimum of eight shall be called back to perform at a walk, trot and canter. From a maximum of four of the contestants, the

judge may call for a minimum of two or more requirements from Article G1009, Tests.

3. **SCORING:**

Medal classes will be judged 60% over fences and 40% on the flat.

4. Riders in a JC Medal Class may not cross enter into a 3' (0.90m) medal class at the same competition.

**ARTICLE G1107 CET MINI MEDAL CLASS SPECIFICATIONS**

The CET MINI MEDAL CLASS is to be held under the same rules and regulations as the CET Medal (see Article G1108) with the exception of the following:

1. Open to riders of all ages who are current EC Sport License holders for the level in which they are competing. A CET Medal membership is not required for the CET Mini Medal classes.
2. Senior riders must be amateurs as per Article G108 and possess a current EC amateur card. Note that amateur cards must be purchased annually.
3. Phase Requirements:
  - a) Jumping phase - maximum 1.00m
  - b) Gymnastic jumping phase - maximum 0.90m
  - c) Flat Phase - the counter canter is strongly recommended.
4. There will be no water jump in any of the competitions, but a liverpool is mandatory.
5. Eligibility Requirements:
  - a) Riders competing in 1.20m or higher jumper divisions are not eligible.
  - b) Riders may not cross enter between the Mini Medal and the CET Medal class at the same competition.
  - c) Riders may qualify for both the CET Mini Medal and the CET Medal Final, but may compete in only one Regional Final.
6. Trainers may walk both the gymnastic course and the jumping course with riders.
7. Course designers must have at least EC Recorded status.
8. Regional Finals will be held to determine a winner for each region.
  - a) There will be three phases; flat phase, gymnastic phase and jumping phase.
  - b) Flat phase will be a simplified version of the CET Medal flat test. Counter canter will be mandatory. (Test may be read).
  - c) There will be a final phase. The Judge will ask for individual testing of the top four competitors on their own horses. The competitors in the final phase will not switch horses.
  - d) Trainers may walk the gymnastic phase only with riders.
9. CET Mini Medal classes may be run at all EC sanctioned competitions.

**ARTICLE G1108 CANADIAN EQUESTRIAN TEAM (CET) MEDAL:  
GENERAL**

1. The CET Medal committee is a subcommittee of the Jump Canada and comprises at least one representative from each of the four regions.
2. The four regions are: British Columbia, Prairie (AB, SK, MB), Ontario, and Atlantic (QC, PEI, NB, NS, NF)



3. The top four riders from each of the regional finals will compete at the national finals. If one of the top four riders is unable to attend, the fifth place rider may be chosen as alternate.
4. Open to riders until the end of the year in which they reach the age of 21. Riders must be current individual EC Gold Sport License holders in good standing and members of the Canadian Equestrian Team in good standing. Note that both memberships must be in place before points will be counted; there will be no retroactive points awarded.
5. A competition must apply to Equine Canada to hold CET Medal Classes and CET Medal Regional Finals (hosting of Regional Finals must be applied for before June 9 for the proceeding year). Class list and fees, class results and new memberships must be forwarded to EC after the class.
6. CET Medal classes must be held at EC-sanctioned Gold competitions. The judge of a CET Medal class must be a Senior EC or a Senior USEF Equitation judge. For Regional and National finals, two senior equitation judges are required.
7. Jump Canada will supply the medal and ribbons to 8th place. All winners of CET Medal Classes will receive a medal. Individual competition winners receive a bronze medal; regional winners a silver medal; and the national winner a gold medal.
8. To qualify a class, 3 entries are required to complete the course. Exception: If less than 3 riders complete the course or there are less than 3 entries in the class, the following rules will apply:
  - a) All class specifications must be adhered to in all cases.
  - b) Scoring as follows:
    - 80+ = 1st place points
    - 75-79 = 2nd place points
    - 70-74 = 3rd place points
    - 65 - 69 = 4th place points
    - below 65 = no points
  - c) Under this system, the points earned will be qualifying points for the regional finals. There will be no automatic qualification for the winner.
9. Points for Regional Awards will be calculated as follows:

Placing in the class (as stipulated below) multiplied by the number of horses competing in the class.

  - 1st – 10 points
  - 2nd – 7 points
  - 3rd – 6 points
  - 4th – 5 points
  - 5th – 4 points
  - 6th – 3 points
  - 7th – 2 points
  - 8th – 1 point
10. Points from all regions will be totaled and carried with the rider to their region of primary residence.
11. Qualifying for the Regional Finals: Riders will compete in the Regional Final in their region of primary residence. The top 20 from each region will qualify to compete at the Regional Finals provided they have earned points in the qualifiers. In the event a rider cannot compete, the

next rider, provided they have earned points in the qualifiers, will move up to keep the number of qualified riders at 20. The winners of all CET Medal classes in the region automatically qualify, even if the number exceeds 20. Exception: Please see G1108.8.c

12. A request to compete in a different region must be submitted to the Jump Canada office for the CET Medal committee before August 15. In order to be considered for a regional change, the competitor must have competed in a minimum of 30% of their qualifier competitions in the requested region by the request date. In all cases, the CET Medal committee will decide the final selected region.
13. Jump Canada will cover travel expenses depending on available CET Medal funds for ground transportation of horses traveling from the British Columbia, Prairie and Atlantic Regions to the National Final. Additional expenses must be covered individually. All requests for reimbursement of travel expenses must be submitted to the EC office by December 1 of the current year. Residents of Ontario are not eligible for this funding.
14. Winners of the CET National Finals are no longer eligible to compete in CET Medal classes.
15. Stallions may not be ridden in CET Medal Classes.
16. a) Competitors must be Canadian citizens to compete in the CET Medal Regional Final Ride-off (Final phase).  
b) Competitors must be Canadian citizens to compete in the CET Medal National Final.

#### **ARTICLE G1109 CET MEDAL SPECIFICATIONS AND CLASS ROUTINE**

1. The class shall have a minimum of two phases; a flat phase and either a gymnastic or jumping phase. The flat phase must immediately follow the gymnastic or jumping phase. All riders, or a minimum of 12, who completed the course are eligible for the flat phase.
2. HEADGEAR: Conservative coloured protective headgear (as per Article G1104) with no additional adornments.
3. TACK AND EQUIPMENT:
  - a) There are no restrictions on saddles.
  - b) Change of tack and equipment is permissible between phases.
  - c) Blinkers are forbidden.
  - d) No martingales of any kind are permitted in the flat phase.
  - e) Only running martingales used in the conventional manner are permitted in the jumping phase. Standing martingales, draw reins, or restricted running martingales are prohibited.
  - f) Reins must be attached to the bit(s) or directly to the bridle. Gags and hackamores are not allowed in the flat phase. Bit converters are allowed.
  - g) Stirrup irons must not be affixed to the rider's foot or boot in any manner.
4. FLAT PHASE:
  - a) Not more than 30 riders at a time will show at the working walk, the working trot sitting, the working trot rising and showing a lengthening of stride, the working canter and the working canter showing a lengthening of stride.

- b) All riders being considered for an award shall be required to show on both counter leads for at least one revolution of the arena. Not more than 12 shall counter canter at one time.
5. GYMNASTIC PHASE:
- a) This phase is to be judged over a series of gymnastic exercises with a height limit of 1.10m.
  - b) Riders will be provided with a detailed diagram showing the distance and gait at which each is to be ridden.
  - c) In these exercises, each rider will be judged on his or her horse management.
  - d) Trainers may walk the course with riders.
6. JUMPING PHASE:
- a) The over-fences phase shall be over a course of a minimum of ten fences 1.10m to 1.15m in height with spreads to 1.40m.
  - b) The course must include a double and a triple combination with at least one spread fence in each. Two other spread fences are required elsewhere on the course.
  - c) A Liverpool is mandatory.
  - d) The course should be more difficult than a regular horsemanship class and of the type used in junior jumper classes.
  - e) A time allowed must be established based on 350 metres per minute.
  - f) Trainers may walk the course with riders.
7. JUDGING:
- a) The over fences phase to be conducted under current EC jumper rules. Note: Elimination after the second refusal.
  - b) Time faults penalized one (1) penalty point for every four (4) commenced seconds over the time allowed.
  - c) In addition, the class will be judged on seat, hand, guidance and control.
  - d) The CET Medal Classes will be judged 60% over fences and 40% on the flat.

#### **ARTICLE G1110 REGIONAL FINALS**

HORSES MUST BE ON THE GROUNDS 24 HOURS PRIOR TO THE START OF THE FIRST PHASE OF COMPETITION. NO ONE OTHER THAN THE COMPETITOR MAY RIDE THE COMPETITOR'S HORSE ON THE DAYS OF THE CET MEDAL COMPETITION OR DURING THE 24 HOUR PERIOD PRIOR TO THE START OF THE FIRST PHASE.

ALL THREE PHASES must be included in the Regional Final. The final phase must be run immediately following the jumping phase.

1. FLAT PHASE:
- a) The test to be used at the Regional Finals will be available on the Jump Canada website: [www.equinecanada.ca/jumpcanada](http://www.equinecanada.ca/jumpcanada)
  - b) The same test is to be ridden by all competitors.
  - c) The order of go will be in reverse order from the final standings of the qualifying year
  - d) Test is to be ridden from memory.
  - e) Scores will be announced at the completion of each ride.

- f) No martingales permitted in the flat phase.
- 2. GYMNASTICS PHASE: See Article G1109.5
  - a) Trainers may walk the gymnastic phase with the riders.
  - b) Scores will be announced at the completion of each ride.
- 3. JUMPING PHASE: See Article G1109.6 (a) to (e)
  - a) The Regional Finals may include a 3.00m-3.65m open water jump.
  - b) Trainers may not walk the Regional Final Jumping Phase with the riders.
  - c) Scores will be announced at the completion of each round.
  - d) ADDITIONAL RULES:
    - a) A change of tack and equipment will be permitted between phases (see Article G1109). Exception final phase.
    - c) All three phases will be judged equally and scores will be cumulative.
    - d) If a horse is injured once the competition has commenced or during the 24 hour phase prior to competition, another horse may be substituted with presentation of an official scratch from the competition veterinarian. The substituted horse may not be ridden by anyone other than the competitor during the rest of the CET Medal Competition.
  - e) FINAL PHASE:
    - a) The top six competitors shall return to the ring to jump a modified course that will be available for walking for 15 minutes. Trainers may not walk the final jumping phase with the riders. Horses are to be presented to the ring in the same tack as the jumping phase.
  - b) FORMAT: Competition in three rounds
    - (i) The six riders will be in the ring in a separate area.
    - (ii) The riders will jump three times over a shortened course with a maximum height of 1.10m; no new jumps are to be introduced. They will jump the shortened course, through a draw, on three horses other than their own. There will be three separate draws for the additional horses.
    - (iii) One groom per rider will be permitted but he/she must not be a coach or trainer.
    - (iv) A steward or his/her delegate must be in the ring with the final six riders during the ride-off.
    - (v) Riders will be given two minutes' warm-up on each horse. The bell will signal the start of the two minutes. Riders will have access to two jumps, a vertical and an oxer, which they may jump each twice. At the end of the two minutes or when the rider signals, the bell will ring to start the round. The warm up will be judged. Jumping either fence more than twice, two stops, or a fall, will result in a score of zero for the round on that horse and the rider may not proceed to the jumping round on that horse.
  - c) The order of go will be in reverse order from the final standings and then reverse order by horse. No scores will be carried over from the other phases. It is up to the show committee whether or not the scores for the six finalists are announced during the final phase.

- d) A time allowed based on 350 metres per minute will be in place for the Final Phase. Time faults will be penalized one (1) penalty point for every four (4) commenced seconds over the time allowed.
- e) The scores each rider receives from the three rounds will be totaled to determine the winner of the Regional Final.

#### **ARTICLE G1111 NATIONAL FINAL**

HORSES MUST BE ON THE GROUNDS 24 HOURS PRIOR TO THE START OF THE FIRST PHASE OF COMPETITION. NO ONE OTHER THAN THE COMPETITOR MAY RIDE THE COMPETITOR'S HORSE ON THE DAYS OF THE CET MEDAL COMPETITION OR DURING THE 24 HOUR PERIOD PRIOR TO THE START OF THE FIRST PHASE.

1. The top four riders from each of the Regional Finals will compete at the National Finals. If one of the top four riders is unable to attend, the fifth place rider may be used as alternate.
2. The National Final shall consist of a flat phase, a gymnastic phase and a jumping phase, plus mandatory additional requirements.
3. For specifications for the three phases, see Article G1109.
4. The class is to be judged 50% flat/gymnastics and 50% jumping Phase.
5. Scores will be announced in the first two phases.
6. There will be a bell in the jumping phase. The next horse will not enter the arena until the score has been announced for the previous horse.
7. Time allowed based on 350 metres per minute will be in place in the jumper phase. Time faults will be penalized one (1) penalty point for every four (4) commenced seconds over the time allowed.
8. The top four riders will return to the ring for mandatory additional testing. Judges are not confined to tests listed in G1009.
9. Trainers may walk the gymnastics course only.
10. A change in tack is permitted between phases.
11. Riders must be given at least 15 minutes to walk the course in the gymnastic and jumping phases.
12. If a horse is injured once the competition has commenced or during the 24 hour phase prior to competition, another horse may be substituted with presentation of an official scratch from the competition veterinarian. The substituted horse may not be ridden by anyone other than the competitor during the rest of the CET Medal Competition.

#### **ARTICLE G1112 HORSEMANSHIP MEDALS**

1. These classes are open to junior and amateur riders but classes for juniors and amateurs may never be combined. Junior horsemanship classes may be held for juniors mounted on horses and for juniors mounted on ponies.
2. Competitions are responsible for providing their own medals.
3. All EC rules including, but not limited to, judges, tack, dress, headgear and membership, remain in effect.
4. To fill a class, there must be five competitors.
5. Amateur Horsemanship Medal: open to amateur riders; to be shown over a course of eight of more fences about 1.10m in height with at least one combination including an oxer, two changes of directions plus

two tests from Article G1009, tests a-o, to be ridden as part of the course. Should local circumstances warrant it and with the permission of EC, the height of the fences may be 0.90m.

6. Junior Horsemanship Medal - Riders mounted on a Horse: open to junior riders; to be shown over a course of eight or more fences about 1.10m in height with at least one combination including an oxer, two changes of directions plus two tests from Article G1009, tests a-o, to be ridden as part of the course. Should local circumstances warrant it and with the permission of EC, the height of the fences may be 0.90m.
7. Junior Horsemanship Medal - Riders mounted on a Pony: open to junior riders; to be shown over a course of eight or more fences with heights adjusted to required heights for small, medium and large hunter ponies, with at least one combination including an oxer, two changes of directions plus two tests from Article G1009, tests a-o, to be ridden as part of the course. Heights of ponies and age of riders to be the same as in pony hunters.

**PART SIX  
HACK DIVISION**

**CHAPTER 12  
GENERAL RULES FOR HACK CLASSES**

**ARTICLE G1201 GENERAL**

1. The hack division has been created to show the versatility of a horse or pony on the flat. The well-rounded hack horse or pony shows the versatility to perform well and adjust his way of going in each of these classes.
2. Horses or ponies in this division may be any breed or combination of breeds, and must have natural action (i.e. not high and/or weighted).

**ARTICLE G1202 HACK JUDGES**

1. All hack judges are subject to the general rules pertaining to all licensed EC officials in Rules of Equine Canada, Section A, General Regulations, Chapter 13, Officials.
2. Recognition, promotion, privileges and criteria are governed General Regulations, Chapter 13. Only hack division classes will be applicable for recognition and/or promotion.
3. The following seminars qualify as official hack judging seminars for recognition, promotion and upgrading upon approval of EC:
  - a) Arabian, Hunter or Morgan judging seminars offering a hack division segment
  - b) specialized hack judges' seminars
4. The issuance of guest cards for hack judges is governed by the CAP (Competition Administration Policy).

**ARTICLE G1203 CLASSES**

1. Classes may be held for horses or ponies but combined horse-pony classes are not permitted; when classes for ponies are divided by height, such division must be made according to hunter pony heights. See Rules of Equine Canada, Section A, General Regulations, Glossary for definition of Pony.
2. Classes offered may be grouped according to the rider (i.e. the rider's age) and according to the ribbons won by the horse (i.e. maiden, novice and limit).

**ARTICLE G1204 TACK AND EQUIPMENT**

1. English saddle of any type is required.
2. Bridles may be double, pelham, snaffle or kimberwick.
3. Martingales, breastplates, boots of any kind and/or bandages are not allowed.
4. Dropped and flash nosebands are prohibited.
5. Browbands shall be leather of any description but not solid white, coloured or sequined.
6. Spurs are optional.

- Whips are NOT permitted in any hack class. See Rules of Equine Canada, Section A, General Regulations regarding the use of whips in the warm up areas.

#### **ARTICLE G1205 ATTIRE**

- Permitted attire: Black jacket or dark coat, ASTM or BSI approved helmets with safety harness correctly fastened (see Article G102). White or light tan breeches, jodhpurs, white hunting stock or chokers, black or brown boots; black or brown smooth leather half chaps are permissible providing they match the boot colour (see Article G109).
- Prohibited: saddle suits and/or Kentucky jodhpurs.

#### **ARTICLE G1206 JUDGING**

Except as noted in Articles G1304 and G1305:

- Horses to stand without stretching.
- Mounting, dismounting and rein back may be required.
- Judges may require horses to be stripped for conformation judging in any hack class.
- Entry is eliminated by any fall of horse or rider during the class. See Rules of Equine Canada, Section A, General Regulations, Glossary for definition of Fall.

#### **ARTICLE G1207 CHAMPIONSHIPS**

- Points are to be awarded as follows:

PLACING	POINTS
1st	7
2nd	5
3rd	4
4th	3
5th	2
6th	1

- In the event of a tie, horses shall be shown in hand and judged on conformation.
- In the event that a competition is offering a Championship in the hack division, it must specify in its prize list those classes which will qualify for the championship.
- Points accumulated by a horse may not count in more than one hack division (i.e. if a gentleman's hack is held, points may be credited towards the Championship, but a horse may not be credited with points from both gentleman's and ladies hack).
- All competitors must have an equal opportunity to earn points towards any Championship that is offered.

#### **ARTICLE G1208 EC PROVINCIAL AWARDS**

See Rules of Equine Canada, Section A, General Regulations, Chapter 15, EC Awards.



## **CHAPTER 13 HACK CLASSES AND DIVISIONS**

### **ARTICLE G1301 SHOW HACK HORSE OR SHOW HACK PONY**

1. Type and Characteristics: Head neat, finely drawn and elegant. Mane must not be roached and may be braided; neck of sufficient length with a trim throat-latch; neck to blend into shoulders which are medium width and not too heavily muscled; medium high and well defined withers the same height as croup; chest well developed but in proportion; forearm not too heavily muscled; back moderately short but well-proportioned with height; moderately deep girth and well-shaped proportionate quarters; sloping pasterns of good length; feet of proportionate size. Show hacks must have vitality, animation, presence, balance and clean fine limbs showing supreme quality. Soundness is required and blemishes may be penalized. Braiding of mane and tail is optional.
2. Gaits:
  - a) The walk: straight, four beat and flat-footed
  - b) The trot: free, light and crisp, may be required as follows:
    - (i) On contact in a more upright frame
    - (ii) Collected with rider sitting
    - (iii) Extended - on contact - medium speed with legs moving forward with impulsion and the rider posting or sitting.
  - c) The canter may be required as follows:
    - (i) Collected
    - (ii) Normal
    - (iii) Extended
    - (iv) Hand gallop under control.
3. Class Routine and Judging:
  - a) Horses to enter ring at a walk.
  - b) To be shown at a walk, trot, canter and hand gallop; collected and extended gaits to be called for; To stand quietly; only 8 horses to hand gallop at one time. To be judged on 55% performance, 20% quality, 15% conformation and 10% manners.

### **ARTICLE G1302 ROAD HACK HORSE OR ROAD HACK PONY**

1. Type and Characteristics: Head well shaped, attractive and proportionate; mane may be roached; natural (not set) tail; strong; well-shaped neck with good length of rein; good strong sloping shoulders; medium high withers the same height as the croup; chest indicative of strength; moderately muscled forearm; back well-proportioned with height; powerful across the loin; good depth of girth; well-shaped proportionate quarters showing strength; sloping pasterns of good length; feet of proportionate size. The horse and pony must present an appearance of overall substance with refinement. Soundness is required and blemishes may be penalized. Braiding of mane and tail is optional.
2. Gaits:
  - a) The walk: straight, four beat and flat-footed with medium contact.
  - b) The trot: straight and true; may be required as follows:
    - (i) normal on light to medium contact

- (ii) strong trot
  - c) The canter: normal on light to medium contact
  - d) Hand gallop under control
3. Class Routine and Judging:
- a) Horses to enter ring at a walk.
  - b) To be shown at a flat-footed walk with a reasonably loose rein, trot, strong trot, easy canter and hand gallop. Only 8 horses to hand gallop at one time.
  - c) To be judged on 55% performance, 20% substance, 15% conformation and 10% manners.

**ARTICLE G1303 ENGLISH PLEASURE HORSE OR HACK, ENGLISH PLEASURE PONY OR PONY HACK**

- 1. Type and Characteristics: see Article G1302.1
- 2. Class routine and judging:
  - a) To be shown at a flat-footed walk, normal trot and easy canter; not to gallop; light contact to be maintained.
  - b) To be judged on 45% performance, 40% manners and 15% conformation.

**ARTICLE G1304 OPEN ENGLISH PLEASURE HORSE OR PONY ALL BREEDS NON-RESTRICTED AS TO TACK AND ATTIRE**

- 1. Classes may be divided into Saddle Seat or Hunter Seat.
- 2. To be shown at a flat-footed walk, normal trot and easy canter; not to gallop; light contact with the horse's mouth; to be judged on manners, performance, quality and conformation.
- 3. Tack and personal appointments to be appropriate to the seat being ridden.
- 4. If ridden by a junior, heights of ponies and age of riders to be the same as in pony hunters.

# ANNEX 1

## NATIONAL SCHOOLING RULES FOR HUNTERS AND JUMPERS

### GENERAL- SCHOOLING RULES FOR HUNTER, EQUITATION AND JUMPERS

1. All EC-sanctioned competitions must use current FEI schooling rules as listed. Refer to Chapter 9, FEI Rules, Article 201 ARENA, SCHOOLING AREAS AND PRACTICE OBSTACLES. These rules pertain to all hunter, equitation and jumper classes and divisions at all EC-sanctioned competitions. Note exceptions below.
2. The prize list must specify that FEI schooling rules will be in force.
3. Stewards will measure any obstacle or distance that appears to be in violation of the rules.
4. When two or more rings are operating simultaneously, the competition must have sufficient stewards to monitor all schooling/warm-up areas. Schooling/warm-up areas that cannot be closely monitored simultaneously **MUST** have a steward for each area. The additional steward(s) may be recorded.
5. Equine Canada exceptions to the FEI schooling rules at all EC-sanctioned competitions:
  - a) Use of coloured sheets over the take-off side or under a properly constructed obstacle is permitted.
  - b) Flags on fences in the schooling areas are at the discretion of competition management. Steward may request flags be used when the schooling area is congested.
  - c) In Equitation and Hunter competitions and schooling rings, plastic cups or FEI breakaway track systems with adaptors are required. Steel pins are not acceptable. See Article G116.
  - d) Boot and bandage checks are not mandatory; however a boot and bandage check may be performed at EC-sanctioned jumper competitions.
  - e) Hunter Schooling only: A ground rail may be used on both sides of an oxer. Top rails may not be offset.
  - f) If a Liverpool is being used lengthwise for schooling, the total length of the Liverpool may not exceed 1.80 meters. If a Liverpool is used in the competition ring, an additional one (or reasonable substitution) supplied by the OC must be available in the schooling area. A reasonable substitution would be a yoga mat or similar. No tarpaulins are permitted.

### RAPPING

1. It is forbidden to rap horses. See the Rules of Equine Canada, Section A, General Regulations, Chapter 5, Article A516 and FEI Article 243.
2. If any rapping is confirmed between the day before the first class and the end of the competition, the horse must be banned from all classes still to be held, and any prizes won must be returned to the organizing committee for redistribution. Such elimination must be reported as required in the Rules of Equine Canada, Section A, General Regulations, Chapter 5, Article A516.

3. Abuse of the horse is strictly forbidden. Abuse includes, but is not restricted to, excessive use of spurs, abuse of the whip (whipping on head or face) and brutal use of the reins (halts or rein backs), repeated tugs on the horse's mouth. See Article G115.2.

## **HEADGEAR, TACK AND EQUIPMENT**

1. Approved headgear is compulsory for everyone mounted anywhere on the competition grounds. See Article G102.
2. a) Standing martingales and draw reins are permitted in the schooling area.  
b) Draw reins are permitted over fences if used in the following manner:
  - (i) attached at the girth, running through the front legs and secured at the neck (see Figure 16 on page 26)
  - (ii) attached to the breastplate (see Figure 17 on page 26)
  - (iii) attached to the girth at the billet straps.
  - (iv) attached to the "D" rings at the front of the saddle.

Standing martingales and draw reins secured as above will be permitted in jumper classes where the height of the fences does not exceed 1.15m. Junior, amateur, and non-pro riders may not compete in draw reins. See Article G502.1.

3. Restrictive devices such as the German martingale, de Gogue, chambon, running reins etc may be used for schooling on the flat but are not permissible over fences or in the competition ring.
4. Whips are not to exceed 75cm in length. See Article G202.15. Longing whips are permitted for longing only.
5. Dressage whips up to 110cm are permissible on the flat in schooling areas only.

## **RULE INFRACTIONS**

1. In cases of violation of Schooling Rules, the following procedure will apply: A steward or member of the Ground Jury may deliver to the Person Responsible for the infraction a Warning Card documenting the rule violation.
2. If the Person Responsible refuses to accept the Warning Card, the card will immediately be submitted to EC for a decision regarding the imposing of a penalty.
3. If the Person Responsible accepts the Warning Card, it will act as a warning only, and any penalty will be deferred.
4. Should the same Person Responsible be given two more Warning Cards at the same or any other EC Gold or Silver competition within one year of the delivery of the first card, the case shall be submitted to EC for a decision regarding the imposing of a penalty.

## **FEI ARTICLE 201 ARENA, SCHOOLING AREAS AND PRACTICE OBSTACLES**

1. The arena must be enclosed. While a horse is in the arena during a competition, all entrances and exits must be physically closed.
4. Practice Obstacles (*moved from previous Art. 244.2*)  
The use of obstacle material not provided by the Organizing Committee

is forbidden under penalty of disqualification and/or fine (see JRs Art. 242.2.6 and 240.1.5). Practice obstacles may only be jumped in the direction for which they are flagged. No part of the practice obstacle may be physically held by any person.

- 4.1. Ground lines may be placed directly underneath the first part of an obstacle or up to 1 m away on the take-off side. If there is a ground-line in front of the obstacle, a ground-line may be used behind the obstacle at an equal distance up to a maximum of one metre.
- 4.2. Any obstacles 1.30 m or higher must have a minimum of two poles, in cups, on the take-off side of the obstacle, regardless of whether or not a ground line is used. The lower pole must always be below 1.30 m.
- 4.3. If crossed poles are used as a top part of an obstacle, they must be able to fall individually. The top end of the poles must be in a cup. However there can be a horizontal top pole behind the crossed poles, which must be at least 20 cm higher than the centre of the crossed poles.
- 4.4. The top poles of an obstacle must always be in cups at both ends. If the pole is resting on the edge of a cup it must be on the far edge and never on the near edge.
- 4.6. It is not permitted to walk Horses over poles when these are elevated or placed in cups at one or both ends.
- 4.7. The Organizing Committee may provide material to simulate a water ditch.
5. Gymnastic Training
  - 5.2. Placing Poles: if there is enough space placing poles may be used and placed on the ground not closer than 2.50 m on the take-off side of a vertical obstacle not exceeding 1.30 m in height. A placing pole may be used on the landing side not closer than 2.50 m when the obstacle is jumped at the trot or three metres if at the canter.
  - 5.3. Exercising and Training: whenever possible provision should be made for Athletes to exercise and train in the presence of a steward for several hours in the morning. Athletes may change obstacles providing JRs Art. 201.4, 201.5 and 201.6 are not contravened.
6. Combinations are permitted as long as there is enough space and if they are built with correct distances. The OC must provide the material. When training areas are crowded Athletes may only use single obstacles.
7. The schooling area(s) must always be supervised by a steward when in use. (*Moved from previous 244.5*)

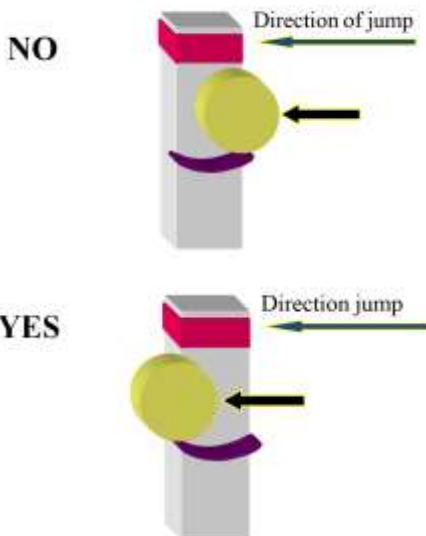
## **JUMPING IN EXERCISE & SCHOOLING AREAS**

### **Obstacles and Material**

- In the schooling/exercise areas during the preparation before competition a minimum of one vertical and one oxer must be provided. The ground must be in good condition. If there are many competitors and there is sufficient space, additional obstacles may be provided by the OC. All obstacles must be constructed and flagged according to the rules.

- The OC must provide sufficient obstacle material. The Jumping area should be large enough to provide sufficient room for the training of all horses due to start within 30 minutes (20 competitors). Too much space should be avoided as this may lead to reduced control.
- The use of fence material not provided or approved by the Organising Committee is forbidden under penalty of disqualification and/or fine (Article 241 and 242).
- Obstacles must be flagged and jumped in the proper direction. Flags may not be interchanged without the permission of the Chief Steward.
- All poles must be either in cups or totally on the ground (exception: one end of a cross pole may rest on the ground). Poles must be able to fall easily when hit. It is permitted, however, for a pole to rest on the far edge, but never on the near edge of the cup.
- The dimensions of the obstacles in the practice arena may not exceed 10 cms (4") more than the maximum heights and width of the competition in progress, if the maximum height and width of the same is less than or equal to 1.40 metres. For all other competitions the dimensions of the obstacles in the practice arena may never exceed 1.60 metres (5'3") in height or 1.80 metres (5'11") in width.
- Any obstacles 1.30 metres (4'3") or higher must have a minimum of 2 poles, in cups, on the take off side of the obstacle, regardless of whether or not a ground line is used. The lower pole must always be below 1.30 metres (4'3").
- Ground lines are not mandatory; however if they are used they must be placed either directly below the front of the obstacle or up to 1 metre (3'3") out. If a ground line is used on the landing side of an obstacle (verticals only), there must be one on the take off side, and it may not be any further out than the one on the take off side. The ground line on the landing side may not be any further out than the one on the take off side.
- If a trot/canter/placement pole is used the obstacle may not exceed 1.30 metres (4'3") in height, 1.30 metres (4'3") in width. If the pole is used on the take off side of an obstacle it may be no closer than 2.50 metres (8'2"). If the pole is used on the landing side of an obstacle it may only be used at a vertical and it may be no closer than 3 metres (9'10")
- If guide poles are used on the landing side of an obstacle the closest part of the pole must be a minimum of 3 metres (9'10") from the jump.
- If a pole is placed on the lip of a cup it must be placed on the far side of the cup, and is only allowed at an oxer if it does not cause the front pole to be higher than the back pole (i.e. offset).
- No more than one pole is permitted on the back of an oxer.
- If crossed poles are used as the top part of an obstacle, they must be able to fall individually. The ends of the poles must be in cups.

- A cross pole may be made either by itself, in which case it may not exceed 1.30 metres (4'3") in height, or below a pole at a vertical or the front of an oxer.
- Horses are not permitted to walk over cross poles.
- No Swedish Oxers
- If a liverpool is supplied and used at an oxer or vertical; the front of the liverpool may not be behind the front plane of the obstacle. Also the back of the liverpool may not exceed the front plane of the obstacle. If used at an oxer; the front of the liverpool may not be more than 1 metre (3'3") in front of the obstacle.
- If space and available fence material allows and safety conditions permit, combinations may be built using correct distances. Bounce obstacles may only be used with verticals and may not exceed 1.15 metres (3'9") in height.
- Combinations may be permitted providing there is sufficient space. If permitted, the distances will be fixed in agreement with the chief steward. These may not be altered without his express consent.
- Riders are fully responsible for any jump taken by their horse.
- Any action deemed not in the best interest of the horse will not be allowed.
- Ground lines are not mandatory, however if they are used they must be placed either directly below the front of the obstacle or up to 1 metre (3'3") out. If a ground line is used on the landing side of an obstacle (verticals only) there must be one on the take off side, and it may not be any further out than the one on the take off side.









## Permitted Obstacle Examples:



**Not Permitted Obstacle Examples:**



**Guide Poles:**

If guide poles are used on the landing side of an obstacle the closest part of the pole must be a minimum of 3 metres (9'10") from the obstacle.





**Trot/ Canter/ Placement Poles:**

If “trot/canter poles” are used the obstacle may not exceed 1.3 metres in height. If the pole is used on the take off side of the obstacle it may be no closer than 2.5 metres. If the pole is used on the landing side of the obstacle it may be no closer than 3 metres. If it is used on the landing side of an OXER, the obstacle may only be 1.3 metres in height and width and the pole may be no closer than 6 metres.



**Liverpools:**

- If a liverpool is supplied and used at a vertical or an oxer the front of the liverpool may not be behind the front plane of the obstacle. Also the back of the liverpool may not exceed the front plane of the obstacle.
- If a liverpool is used at an oxer the front of the liverpool may not be more than 1 metre (3'3") in front of the obstacle.





**Combinations:**

If space and fence material allow and safety conditions permit, combinations may be built using correct distances. Bounce jumps may only be made with verticals and may not exceed 1.15 metres (3'9") in height.



## Miscellaneous Obstacles



See complete FEI warm up pictures on the Equine Canada website under Reference Material: Schooling Fences by David Distler

## ANNEX 2 HUNTER AND JUMPER STEWARDS

### PROCESS OF STEWARDING

1. StewardsHELP by:
  - a) protecting the interests of exhibitors, officials and competition management
  - b) checking the prize list and entry form to ensure they conform to EC rules, and completing the prize list approval form
  - c) submitting suggestions to the organizing committee following the competition
  - d) supervising the schooling and warm up areas and reporting any infractions to the organizing committee or, if applicable, to the ground jury
2. Stewards PREVENT problems by:
  - a) adhering to the rules for measurement of ponies as set out in Article G111 – PONY MEASUREMENT as well as in discipline/breed sport rules.
  - b) checking that all schooling areas meet EC requirements
  - c) handling invalid passports.
3. Stewards INTERVENE by:
  - a) arranging a meeting with a judge or official veterinarian at the request of a competitor, if the official agrees, and attending said meeting
  - b) reporting any offence or rule infraction to the organizing committee and recording the infraction on the Hunter/Jumper Steward Report Form
  - c) acting on all reports of equine abuse as per EC rules
4. When a competition operates with two or more rings and classes are held simultaneously, the competition must have sufficient stewards in attendance to adequately monitor all schooling rings. Schooling/ warm up areas which cannot be closely monitored simultaneously **MUST** have a steward for each area. The additional steward(s) may be recorded.
5. Stewards must be on the grounds a minimum of 30 minutes before the start of the first class (see discipline/breed sport rules).

### STEWARDS' REPORT

The steward must submit the official steward's report form to EC within ten days of the competition. Failure to do so constitutes grounds for removal of steward status upon review of the National Stewards Committee. See also discipline/breed sport rules.

### STEWARDS – RESTRICTIONS

1. A steward may not officiate at an unsanctioned competition or at a competition not in good standing. **Exception:** A Steward may officiate at events restricted to members of the Canadian Pony Club only.
2. A steward may not act in any other capacity at a competition. Note: There is no reciprocal agreement with the USEF covering stewards.



## **STEWARDS – CATEGORIES**

Four categories of steward: recorded 1, recorded 2, senior and senior national. See also discipline/breed sport and FEI rules for other classifications.

1. Recorded 1 - Application
  - a) Any Senior EC steward can accept an application for Recorded 1 status. An applicant must meet the following requirements, as assessed by the issuing Senior steward:
    - i) must be 21 years of age or older, as of January 1 in the year of application
    - ii) must have some horse related background
    - iii) must hold an EC Gold Sport License
    - iv) must attend an EC Hunter/Jumper Stewards Clinic.
  - b) The applicant must complete an application form, which the Senior steward will forward to the EC Competitions Department.
  - c) An applicant may also submit an application form, which can be found on the Equine Canada website.
2. Recorded 1 Steward Privileges
  - a) A Recorded 1 steward has the opportunity to gain experience by working with an EC Senior or Senior National steward as an observer at EC competitions. The applicant must make arrangements to observe at an EC event with the EC steward for that event and with show management.
  - b) A Recorded 1 steward has observer status only and has no official capacity and no authority to work alone or to perform the duties of a recognized steward.
  - c) A Recorded 1 Steward does not pay an officials fee, but is covered by EC Officials insurance.
  - d) There is no restriction on the length of time that a person can be a Recorded 1 steward.
  - e) The Recorded 1 steward is encouraged to work at a variety of hunter/jumper competitions with a variety of stewards. Recorded 2 – Application
3. An applicant for Recorded 2 status must:
  - a) Complete an application form, which can be found on the EC website.
  - b) Complete an open book exam with a minimum score of 80%
  - c) Have completed an EC Hunter/Jumper Stewards Clinic
  - d) Submit or have previously filed with the EC Competitions Department, two completed copies of the Report Form for Recorded 1 Stewards from at least three different Senior or Senior National Stewards.
  - e) Hold a valid EC Gold Sport Licence
4. Recorded 2 Steward - Privileges
  - a) eligible to officiate alone at Silver or Bronze competitions.
  - b) may officiate with a Senior or Senior National steward at a Gold or Platinum competition.
  - c) may request permission from the Organizing Committee and Senior steward to assist in an official capacity at the event in order to fulfill the experience criteria for promotion to Senior steward status.
5. Recorded 2 Steward - Status

To maintain Recorded 2 Steward status, the steward must:

- a) attend an EC Hunter/Jumper stewards clinic once every three years;
  - b) officiate at a minimum of one EC Hunter/Jumper competition every three years
  - c) complete an open book exam with a minimum score of 80% once every three years.
  - d) recorded 2 stewards are encouraged to apply to upgrade to Senior steward status within three (3) years.
6. Senior Stewards – Application  
An applicant for Senior status must:
- a) complete an application form (available on the EC website)
  - b) complete an open book exam with a minimum score of 85%
  - c) have completed an EC Hunter/Jumper Stewards Clinic
  - d) have officiated at a minimum of seven hunter/jumper/equitation competitions as a Recorded 2 Steward
  - e) have officiated with three different Senior or Senior National stewards
  - f) hold a valid EC Gold Sport Licence

7. Senior Steward - Status

To maintain Senior Steward status, the steward must:

- a) attend an EC Hunter/Jumper stewards clinic once every three years;
  - b) complete an open book exam with a minimum score of 85% once every three years;
  - c) officiate at a minimum of one EC Hunter/Jumper competition every three years
  - d) be available to share knowledge and experience with Recorded 1 and Recorded 2 stewards.
8. Senior Steward - Privileges  
Senior stewards are eligible to officiate alone at any EC Hunter/Jumper sanctioned competition.

## **STEWARDS – RECOGNITION AND PROMOTION**

1. Applications will be reviewed quarterly.
2. All recognitions and promotions are probationary for one year from the date of approval.
3. Applications and exams will be assessed by the Hunter/Jumper Stewards Committee.

## INDEX

- Abuse, G115, FEI Art 243
- Accidents, FEI Art 258
- Adult Amateur
  - Jumper Classes, G604
  - Hunter Class, G309
  - Amateur Owner Hunter Class, G310 and G311
- Alterations to Course, FEI Art 204.43
- Amateur Status G108
- Appeals, Jumper, G708
- Application Recorded Hunter, Jumper, Equitation Judges, G905, G906
- Application Hunter, Jumper, Equitation Course Designers, G908
- Awards, EC Provincial, G113
- Bell, FEI Art 203
- Breakaway Cups, G116
- Cell Phones, G114
- CET Medal, Chapter 11
- CET Mini Medal, Chapter 11
- Championship
  - Jumper, G505
  - Hunter, G204
- Children's Hunter Class, G307
- Class Specifications
  - Hack, Chapter 13
  - Hunter, G302
  - Jumper, G609
- Class
  - Adult Amateur Hunter, G309
  - Amateur Jumper, G604
  - Amateur Owner Hunter, G310 and G311
  - Children's Hunter, G307
  - Conduct, Hunter, G401
  - Conduct, Jumper, G701
  - Hack, Chapter 13
  - Handy Hunter, G317
  - Hunter Hack, G318
  - Hunter Under Saddle, G317
  - Junior Hunter, G308
  - Junior Jumper, G603
  - Miscellaneous Jumper, G608
  - Non Pro I & 2 Hunter, G311
  - Non Pro Jumper, G605
  - Open Hunter, G305
  - Pony Hunter, G306
  - Pony Jumper, G601
  - Restricted Jumper, G609
  - Young Rider Jumper, G606
- Classics, Hunter, G315
- Classification
  - Hunter, G301

Clinics, Officials G912  
Combinations, Schooling, Annex 1  
Combined  
    Hunter Divisions, G314  
    Jumper Divisions, G610  
Competitions, G106  
Communication Devices, G114  
Conduct of Class  
    Jumper, G701  
    Hunter Classes, G401  
Course Design  
    Hunter, G403  
    Jumper, G702  
Course Designer  
    Guest Cards, G907  
    Recorded Hunter, Jumper, Equitation, G908  
    Senior Hunter, Jumper, Equitation, G909  
Cross Entries  
    Hunter, G107  
    Jumper, G107  
Disobediences FEI Art 219  
Disqualification's, FEI Art 241  
Division of Hunter Classes, G402  
Divisions  
    Combined Hunter, G312  
    Combined Jumper, G610  
    Hunter Breeding, G314  
    Hunter, General, G301  
Dress  
    Hunter G109  
    Jumper G109  
Eliminations, FEI Art 240  
Emergency Medical Services, G101  
Entries, General, G107  
Exercise and Schooling areas and Practice Obstacles, FEI Art 244 ,  
    Annex 1  
Hunter Equitation, Chapter 10  
Falls. FEI Art 224  
Fault and Out, FEI Art 266  
FEI breakaway track systems with adaptors, G116  
Fines, G707, FEI Art 242  
Flags, FEI Art 207  
Gambler's Choice, FEI Art 270  
Glasses, Loss, G503  
Green Hunter, G304  
Guest Cards  
    Hunter, Jumper, Equitation Course Designers, G907  
    Hunter, Jumper, Equitation Judges, G907  
Hack, Chapter 12 and 13  
Hat, Loss, G503  
Handy Hunter, G317

- Headgear, G102
- Heights
  - Hunter, G302
  - Jumper G607
- Hors Concours
  - Hunter G201.2 & G401.6
  - Jumper, G501
  - Equitation G1001
- Horsemanship Medal, G1112
- Hunter Equitation, Chapter 10
  - Course Designers, G907-G910
  - Judges, General, G903
- Hunter Breeding Divisions, G316
- Hunter Classics, G315
- Hunter Course Designer, G403, G907-G910
- Hunter Divisions, General, G301
- Hunter Hack, G318
- Hunter Judges, General, G901-G907
- Hunter Under Saddle, G318
- Hunter
  - Adult Amateur, G309
  - Amateur Owner, G310 and G311
  - Championships, G204
  - Children's, G307
  - Class Specifications, G302
  - Classes, General, G301
  - Classification, G301
  - Combined Championships, G205
  - Conduct of Classes, G401
  - Division of Classes, G402
  - Divisions, G301
  - Grand Championships, G206
  - Green, G304
  - Judging Conformation, G405
  - Judging Working, G406
  - Junior, G308
  - Open, G305
  - Pony, G306
  - Pre-Green, G303
  - Prizes, G203
  - Regular, G305
  - Scoring, G407
  - Tack and Equipment, G202
- Immediate Jump off, G607.2
- Jogging Hunters, G401.5
- Judges
  - Hunter, G903-G907
  - Hunter Equitation, G903-G907
  - Jumper, G703, G903-G907
- Judging, Conformation Hunters, G405
- Judging, Working Hunters, G406

- Jump Canada Medal, Chapter 11
- Jumper Class Specifications, G607
- Jumper Course Design, G702, G907-G910
- Jumper Judges, G703, G903-G907
- Jumper
  - Championships, G505
  - Conduct of Class, G701
  - Levels, G607
  - Order of Go, G706
  - Tack and Equipment, G502
  - Timekeepers, G705
- Jump off Requirements, G607
  - General, FEI Art 245
    - Obstacles, Distance, FEI Art 246
    - Refusing to take part, FEI Art 247
- Junior Hunter, G308
- Junior Jumper Eligibility G7602
- Junior Jumper Classes,
  - Junior Jumper, G603
- Knockdown, FEI Art. 217
- Leased horses, Section A, General Regulations, A818
- Levy, Jump Canada, G106.2
- Liverpools, Annex 1 Schooling General 5 f.
- Measurement
  - Pony, G111
  - Protesting, G112
- Metric Conversion Guide, last page
- Miscellaneous Jumper Class, G608
- Medal classes, Chapter 11
- Non-Pro
  - Hunter, G312
  - Jumper, G605
- Obstacles
  - Banks, mounds and ramps, FEI Art 213
  - Closed, partially closed & open combinations, FEI Art 214
  - Combinations, FEI Art 212
  - General, FEI Art 208
  - Spread, FEI Art 210
  - Straight, FEI Art 209
  - Water Jump, FEI Art 211
- Officials, Chapter 9
- Open, Hunter, G305
- Optimum time G611
- Order of Go, Jumper, G706
- Passports, G110
- Penalties
  - Deviation from the course, FEI Art 220
  - Disobediences, FEI Art 219
  - During a round, FEI Art 216
  - Falls, FEI Art 224
  - Knockdown, FEI Art 217

- Refusal, FEI Art 221
- Resistance, FEI Art 223
- Run out, FEI Art 222
- Straight and spread obstacles, FEI Art 218
- Unauthorized assistance, FEI Art 225
- Placing
  - Draw for the starting order, FEI Art 252
  - Individual placing and prize giving, FEI Art 248
- Pony Hunter, G306
- Pony Jumper Class, G601
- Pony Measurement, G111
- Power and Speed, FEI Art 274
- Pre-Green Hunter, G303
- Prizes
  - Hunter, G203
  - Jumper, G504
- Protesting Pony Measurement, G112
- Protests, Jumper, G708
- Provincial Awards, G113
- Puissance, FEI Art 262.2
- Rapping, Annex 1 & FEI Art 243
- Recognition
  - Officials, G903
  - Recorded Hunter, Jumper, Equitation Judges, G905
  - Senior Hunter, Jumper, Equitation Judges, G906
- Refusal, FEI Art 221
- Regular Hunter, G305
- Rule Amendments, G100
- Rule infractions, Annex 1
- Schooling Rules, General, Annex 1, FEI Art 244
- Schooling and Arenas (FEI)
  - Access to, FEI Art 202
  - Alterations to the course, FEI Art 206
  - Bell, FEI Art 203
  - Course and Measuring, FEI Art 204
  - Course Plan, FEI Art 205
  - Dimensions, FEI Art 201
  - Flags, FEI Art 207
- Scoring, Hunters, G407
- Six Bar, FEI Art 262.3
- Soundness, definition, General Regulations, Glossary, G401.5
- Soundness, Hunters G401.5
- Special Competition
  - Accumulator, FEI Art 269
  - Relay, FEI Art 268
  - Competition in two phases, FEI Art 274
  - Derby, FEI Art 277
  - Fault and out, FEI Art 266
  - Hit and Hurry, FEI Art 267
  - Knock-out, FEI Art 272
  - Power and Skill, FEI Art 262

- Power and Speed, FEI Art 274
- Take-Your-Own-Line-Competition, FEI Art 271
- Top Score (Gambler's Choice), FEI Art 270
- Standard Competitions
  - Hunting or Speed and Hardiness, FEI Art 263
  - Normal and Grand Prix, FEI Art 261
  - Puissance, FEI Art 262.2
- Start and Finish lines, FEI Article 204.6
- Stallions, G105, G1108.15
- Stewards, Required, G704
- Stewards, G911, Annex 2
- Table of Penalties
  - Faults, FEI Art 235
  - Methods of determining the scores under Table A, FEI Art 238
  - Scores under Table A, FEI Art 237
  - Table A, FEI Art 236
  - Table C, FEI Art 239
- Tack and Equipment
  - Hack, G1204
  - Hunter, G202
  - Jumper, G502
  - Schooling, Annex 1
- Time and Speed
  - Interrupted Time, FEI Art 230
  - Recording the Time, FEI Art 229
  - Stopping during the Round, FEI Art 233
  - Time Allowed, FEI Art 227
  - Time Corrections, FEI Art 232
  - Time Limit, FEI Art 228
  - Time of Round, FEI Art 226
  - Time Penalties, FEI Art 236 & 239
- Timekeepers, Jumper, G705
- Unauthorized Assistance, FEI Art 225
- Unsoundness, Glossary, Section A General Regulations
- Vertical Obstacles, G209, FEI Art 209
- Warning Cards, Annex 1
- Water Jump, FEI Art 211
- Whips,
  - General, Annex 1,
  - Hack, G1204
- Young Horse Class, G612-G614



## METRIC CONVERSION TABLE

WHEN YOU KNOW	MULTIPLY BY	TO FIND
Inches	2.54	Centimetres
Centimetres	0.3937	Inches
Yards	0.9	Metres
Metres	3.281	Feet
Feet	0.3048	Metres
Miles	1.609	Kilometres
Kilometres	0.6214	Miles
Pounds	0.4536	Kilograms
Kilograms	2.205	Pounds

## METRIC CONVERSION CHART

**10" = 25.4cm; 10 cm = 4"**

2'3"	-	0.70m	4'9"	-	1.45m
2'6"	-	0.75m	5'0"	-	1.50m
2'9"	-	0.85m	5'3"	-	1.60m
3'0"	-	0.90m	5'6"	-	1.70m
3'3"	-	1.00m	5'9"	-	1.75m
3'6"	-	1.10m	6'0"	-	1.80m
3'9"	-	1.15m	6'3"	-	1.90m
4'0"	-	1.20m	6'6"	-	2.00m
4'3"	-	1.30m	6'9"	-	2.10m
4'6"	-	1.40m	7'0"	-	2.20m

Since 10cm equals 4 inches, it should be noted that exact equivalents are not possible. During this time of transition between Imperial and Metric measure, this chart may be useful, but it should be remembered that the listed Metric maximum height may be slightly higher than the "equivalent" Imperial maximum. Fences should therefore not exceed maximum heights.

# INDEX

## A

Abuse .....	9, 59
Accidents.....	64
Accumulator competition .....	70
Adult Amateur Hunter 3'	
Cross entries.....	19
Ownership.....	19
Pony entries.....	19
Restrictions.....	19
Advertising rules.....	57
Amateur	
As a Coach .....	4
As an agent.....	5
Card.....	4
Classes .....	4
Renumeration .....	4
Sponsor agreements.....	5
Status.....	5
Amateur Jumper.....	30
Amateur owner Hunter 3'	
Cross entries.....	19
Ownership.....	19
Restrictions .....	19
Riding ponies .....	20
Amateur owner Hunter 3'6	
Leases .....	20
Ownership.....	20
Restrictions .....	20
Amending rules .....	79
Amendment of the Rules.....	x
Appeals .....	37
Apprentice officials .....	4
Approved breakaway cups .....	10
Arenas.....	38

## B

Bandages and Boots	
Hunter.....	12
Bitless bridles	
Hunter.....	11
Bits	
Hunter.....	11
Blinkers	
Jumper.....	27

Boots and Bandages	
Check .....	103
Control.....	60
Hack division .....	99
Hunter equitation .....	87
Boots and Bandates	
Jumper.....	28
Breakaway cups.....	10
Breastplates	
Hack division .....	99
Hunter.....	12
Bridles	
Hack division .....	99
Hunter.....	11
Bronze competitions.....	2
Browbands	
Hack division .....	99
Hunter.....	11

## C

California split.....	14
Cantering through in-gate	
Hunter.....	11
Jumper.....	29
Cavessons	
Hunter.....	11
Cell phones .....	9
Championships	
Combination Hunter.....	14
Eligibility.....	13
Equal opportunity.....	13
Grand Hunter .....	14
Hack division .....	100
Hunter.....	12
Jumper.....	29
Model class.....	13
Points.....	29
Posting standings .....	13
Split classes.....	13
Ties.....	13, 29
Children's Hunter horse/pony..	18
Classes	
Hunter equitation .....	87
Jumper.....	32
Medal.....	90
Code of Conduct and Ethics.....	iv

Combination Hunter.....	14	Promotion.....	79
Combination jumps.....	114	Recognition.....	79
Combined Hunter Division		Recorded.....	83
Specifications.....	21	Restrictions.....	23, 24, 36
Combined Pony Hunter.....	17	Senior.....	83
Communication devices.....	9	Status.....	83
Competition Chart		USEF Reciprocal.....	84
Hunter Jumper.....	3	Course Plan	
Competition over Two Rounds	73	FEI.....	42
Competitions		Jumper.....	35
Accumulator.....	70	Crisis response plan.....	1
All Breeds Open.....	102		
Bronze.....	2		
Derby.....	75		
EC-sanctioned.....	2	<b>D</b>	
English Pleasure Hack.....	102	Derby competition.....	75
Fault and Out.....	67	Desensitising.....	60
FEI.....	65	Deviation from the course.....	49
Gambler's choice.....	71	Disobedience	
Gold.....	2	in interrupted time.....	52
Hit and Hurry.....	68	Disobediences.....	49
Hunting or Speed and		Disqualification.....	59
handiness.....	67	Draw for starting order.....	63
Knock Out.....	72	Draw reins	
Masters.....	66	Hunter.....	12
Platinum.....	2	Jumper.....	28
Power and skill.....	65	Dress	
Relay.....	68	Advertising.....	57
Road Hack.....	101	General.....	5
Show Hack.....	101	Hack division.....	100
Silver.....	2	Hunter equitation.....	86
Take your own line.....	72	Duplicate awards.....	8
Top Score.....	71		
Two Phases.....	74	<b>E</b>	
Two Rounds.....	73	Ear plugs	
Complaints.....	37	Hunter.....	12
Conduct of Courses		EC Sanctioned competitions.....	2
Jumper.....	35	Eliminations.....	57
Core Values statement.....	iii	Emergency medical services.....	1
Course alterations.....	42	English Pleasure Hack.....	102
Course design		Entries	
Hunter.....	24	Amateur Jumper.....	30
Course Designer.....	79	Amateur owner Hunter 3'.....	19
Application process.....	84	Children's Hunter horse or	
Duties.....	41	pony.....	18
FEI.....	42	Combined Hunter Division..	21
Guest Card.....	82	Disciplinary action.....	4
Hunter.....	24	Foreign.....	4
Jumper.....	35	Hunter classes.....	11
Maintaining status.....	80	Hunter division.....	15
Privileges.....	4	Improper.....	4

Jumper junior eligibility.....	30
Junior Amateur Hunter 3'3 ..	21
Junior Hunter 3'6.....	18
Non-Pro Jumper .....	31
Non-professional rider.....	21
Points tabulation .....	4
Pony Hunter .....	17
Sport License requirement....	4
Young Horse Competition... ..	33
Young rider .....	31
Excessive use of the whip ...9,	60

## F

Falls.....	2, 50
Fault and Out competition .....	67
Faults.....	53
FEI Rules.....	38
Fines .....	36
Flags .....	43
Foreign entries .....	4

## G

Gambler's choice competition	71
Gimmicks	
Hunter .....	11
Girths	
Hunter .....	12
Gold competitions.....	2
Grand Hunter championship... ..	14
Green Hunter	
Age .....	16
Status.....	16
USEF .....	17
Green Pony Hunter	
Age .....	17
Height .....	18
Rider ineligibility .....	18
Showing more than one .....	18
Guest Cards	
Hack judges .....	99
Judges .....	82
Gymnastic Training .....	39, 105

## H

Hack division	
Classes .....	99
General rules .....	99

Headgear	
representation/warranty	
statement .....	1
Hit and Hurry competition .....	68
Hors Concours .....	11, 23, 27, 86
Horsemanship medals.....	97
Hunter Championships.....	12
Hunter classes	
Classification .....	15
Hunter classics	
Dividing classes .....	21
Jog.....	22
Prize money.....	22
Requirements .....	21
Hunter Division	
Amateur Hunter 3'.....	19
Amateur owner Hunter 3' .....	19
Amateur owner Hunter 3'6 .....	20
Breeding Division.....	22
Children's horses or pony ...	18
Class divisions .....	23
Class specifications .....	15
Combined Hunter.....	21
Course design .....	24
Foreign entries.....	15
General rules .....	23
Green Hunter .....	16
Handy Hunter .....	22
Hunter classics .....	21
Junior amateur Hunter 3'3 .....	21
Junior Hunter 3'6 .....	18
Local classes .....	15
Miscellaneous classes .....	15
Non-Pro 1 & 2 Hunter .....	21
Open/regular Hunter .....	17
Other classes.....	22
Pony Hunter.....	17
Pre-Green Hunter .....	16
Scoring .....	25
Hunter equitation	
Class restrictions .....	89
Class routine on flat .....	87
Class routine over fences .....	88
Classes .....	87
Dress .....	86
General rules .....	86
Headgear .....	86
Schooling rules .....	86
Tack and equipment .....	86
Tests.....	88
Hunter Hack classes .....	22

Hunter Seat.....	102
Hunter under saddle .....	22
Hunting or Speed and handiness competition .....	67
Hypersensitising .....	60

## I

Interpretation of the Rules.....	x
----------------------------------	---

## J

Judges	
Guest Cards .....	82
Guest Cards-Hack division ..	99
Hack division .....	99
Maintaining status .....	80
Promotion .....	79
Recognition .....	79
Recorded.....	80
Requirements.....	35
Senior.....	81
Judging	
Conformation.....	25
Hack division .....	100
Jumper classes .....	35
Working Hunter .....	25
Jumper Division	
Additional restricted classes	33
Amateur Jumper.....	30
Combined Jumper division ..	33
Junior eligibility .....	30
Junior Jumper .....	30
Match the clock .....	33
Pony Jumpers .....	30
Young Horse .....	33
Jump-offs	
Elimination.....	62
Obstacles .....	62
Principles.....	61
Specifications .....	32
Withdrawal .....	62
Junior Hunter 3'6	
Class specifications.....	18
Eligibility .....	18

## K

Keyhole breakaway adapter ...	10
Knock out competition.....	72
Knockdowns .....	48

## L

Liverpool jumps.....	113
Loop reins	
Jumper .....	28
Loss of hat or glasses.....	29

## M

Martingales	
Hack division .....	99
Hunter .....	12
Hunter equitation.....	86
Jumper .....	28
Masters .....	66
Match the clock.....	33
Medal classes .....	90
Member Code of Conduct and Ethics .....	iv
Miscellaneous	
Obstacles .....	115
Miscellaneous classes	
Hunter .....	11, 15, 17, 24
Jumper .....	30, 31, 33
Mission statement.....	iii

## N

National Finals.....	97
National Jumper Division .....	27
Non-Pro Jumper .....	31
Non-professional rider	
Class specifications.....	21
Classes .....	21
Restrictions .....	21
Nosebands	
Hack division .....	99

## O

Obstacles	
Alternative .....	47
Closed combinations.....	46
Combinations .....	46
FEI .....	44
Joker .....	47
Knockdowns.....	48
Mounds and ramps .....	46
Penalties .....	48
Spread .....	44
Vertical and spread .....	48

Water jump .....	45
Official Measurement Card .....	7
Officials	
Apprentice.....	4
Bronze Competitions.....	4
General rules .....	79
Officials' clinics .....	84
Order of Go .....	63
Organization of the Rulebook ....x	
Our Core Values.....	iii
Our Mission .....	iii
Our Vision.....	iii
Owner model hunter classes, .	20

## P

Passport	
Affadavit.....	6
Entry form.....	6
Foreign horses.....	6
Requirements .....	6
Penalties.....	48
Faults .....	53
Placings.....	63
Platinum competitions .....	2
Points tabulation.....	4
Pony Hunter	
Spreads and heights .....	17
Pony measurement	
Age .....	7
Card .....	7
Procedure .....	7
Protest .....	7
Re-measurement .....	7
Requirements .....	7
Practice obstacles	
Construction.....	38
Design.....	40
FEI .....	104
Use of .....	39
Pre-green hunter	
Age .....	16
Combined Training .....	16
Fence heights .....	16
Green status .....	16
USEF calendar .....	16
Prize giving.....	63
Prize money and ribbons	
Hunter.....	12

Prizes	
4 place minimum.....	12
Disqualification .....	29
Jumper.....	29
Organizer discretion.....	12
Split classes.....	12
Protective headgear .....	1
Protests .....	37
Provincial awards	
Combined Hunter division....	21
Hack division .....	100
Hunter classics .....	22
Rules .....	7

## R

Rapping Horses .....	60, 103
Refusal.....	49
Regional Finals .....	95
Reins	
Hunter.....	11
Jumper.....	28
Relay competition.....	68
Resistance .....	50
Restricted classes	
Awards.....	9
Jumper.....	33
Restrictive devices	
Jumper.....	27
Road Hack Horse/Pony.....	101
Rule amendments .....	79
Rule changes .....	1
Rule interpretation.....	x
Run-out .....	50

## S

Saddle	
Hunter equitation .....	86
Saddle Pads	
Hunter .....	12
Saddle Seat.....	102
Saddles	
Hunter.....	12
Schooling rules	
General.....	103
Headgear .....	104
Rapping .....	103
Rule infractions .....	104
Tack and equipment .....	104

Scoring	
Hunter .....	25
Match the Clock .....	33
Medal classes .....	91
Young Horse competition ....	34
Show Hack Horse .....	101
Show Hack Pony .....	101
Showing more than one pony	
Adult amateur .....	19
Amateur owner 3'6 .....	20
Amateur owner Hunter 3' .....	20
Children's Hunter horse or pony .....	18
Junior Amateur Hunter 3'3 .....	21
Junior Hunter .....	19
Pony Hunter .....	18
Spurs	
Hack division .....	99
Stallions .....	2
Statement of Principles .....	v
Stewards .....	116
Categories .....	117
Conflict of interest .....	79
Duties .....	103, 116
Duty period .....	116
EC reference .....	84
Manual .....	61
Process .....	116
Recognition/promotion .....	118
Recorded 1 .....	117
Recorded 2 .....	117
Requirements .....	36
Restrictions .....	116
Rewards .....	116
Senior .....	118
Stirrup irons	
Hunter .....	12
Hunter equitation .....	87
Jumper .....	28
Stopping during a round .....	53
<b>T</b>	
Table of Contents .....	ii
Tack and equipment	
Changes .....	96
Hack classes .....	99
Hunter .....	11
Hunter equitation .....	86
Jumper .....	27
Medal classes .....	94
Take your own line competition .....	72
Time	
Allowed .....	51
And speed .....	51
Corrections .....	52
Interruption .....	52
Limit .....	51
Recording .....	51
Timekeepers .....	36
Top Score Competition .....	71
Trot/canter poles .....	112
Trotting through in gate	
Hunter .....	2, 11
Jumper .....	29
Two-Phase competition .....	74
<b>U</b>	
Unauthorized assistance .....	50
Use of arenas .....	39
<b>V</b>	
Video devices .....	9
Violations - headgear rule .....	1
Vision statement .....	iii
<b>W</b>	
Walk the course .....	41
Whips	
Hack division .....	100
Hunter .....	12
<b>Y</b>	
Yellow Warning Card .....	56
Young Horse Competition	
Criteria .....	34
Eligibility .....	33
Scoring .....	34
Young Riders .....	31